Math Practice - PreK

PM-4 Put together and take apart (to 5) - Take apart

PM-4 IELDS 6.B.ECa, 6.B.ECb, 6.B.ECc, 6.B.ECd

Name: _____ Date: _____

Take away. How many are left?

Example: Take away. How many are left?

How: Count the shapes that are not crossed out. That is how many are left.

 = 4

1

 = ☐

2

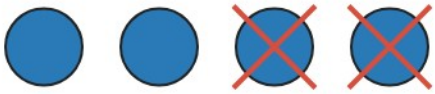 = ☐

3

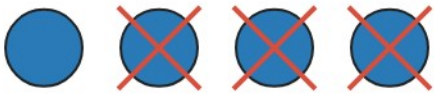 = ☐

4

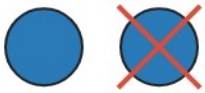 = ☐

5

 = ☐

6

 = ☐

Math Practice - PreK

PM-4 Put together and take apart (to 5) - Take apart

PM-4 IELDS 6.B.ECa, 6.B.ECb, 6.B.ECc, 6.B.ECd

Name: _____ Date: _____

Take away. How many are left?

Example: Take away. How many are left?

How: Count the shapes that are not crossed out. That is how many are left.

 = 1

1

 = ☐

2

 = ☐

3

 = ☐

4

 = ☐

5

 = ☐

6

 = ☐

Math Practice - PreK

PM-4 Put together and take apart (to 5) - Take apart

PM-4 IELDS 6.B.ECa, 6.B.ECb, 6.B.ECc, 6.B.ECd

Name: _____ Date: _____

Take away. How many are left?

Example: Take away. How many are left?

How: Count the shapes that are not crossed out. That is how many are left.

 = 3

1

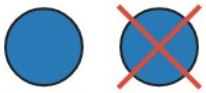 = ☐

2

 = ☐

3

 = ☐

4

 = ☐

5

 = ☐

6

 = ☐