Math Practice - Kindergarten

M-K2 Numbers 0 to 10, count, recognise, write, compare - Compare groups

M-K2 K.CC.1, K.CC.2, K.CC.3, K.CC.4, K.CC.5, K.CC.6, K.CC.7

Name: _____ Date: _____

Look at the two groups. Circle the group each question asks for.

Example: Circle the group with more.

How: Count both groups. The group with the bigger number has more, the smaller number has fewer, and matching numbers are the same.



Answer: Right

---

1 **Circle the group with more.**

Left

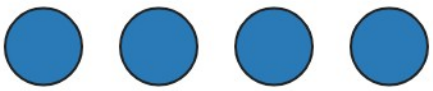

Right



---

2 **Circle Yes if the groups are the same.**

Left

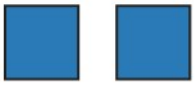

Right

Yes No

---

3 **Circle Yes if the groups are the same.**

Left

Right

Yes No

---

4 **Circle the group with more.**

Left



Right



---

5 **Circle Yes if the groups are the same.**

Left



Right



Yes No

Math Practice - Kindergarten

M-K2 Numbers 0 to 10, count, recognise, write, compare - Compare groups

M-K2 K.CC.1, K.CC.2, K.CC.3, K.CC.4, K.CC.5, K.CC.6, K.CC.7

Name: _____ Date: _____

Look at the two groups. Circle the group each question asks for.

Example: Circle the group with fewer.

How: Count both groups. The group with the bigger number has more, the smaller number has more, and matching numbers are the same.



Answer: Right

---

1 **Circle Yes if the groups are the same.**

Left Right



Yes No

---

2 **Circle the group with more.**

Left Right



---

3 **Circle Yes if the groups are the same.**

Left Right

Yes No

---

4 **Circle the group with fewer.**

Left Right



---

5 **Circle the group with more.**

Left Right



Math Practice - Kindergarten

M-K2 Numbers 0 to 10, count, recognise, write, compare - Compare groups

M-K2 K.CC.1, K.CC.2, K.CC.3, K.CC.4, K.CC.5, K.CC.6, K.CC.7

Name: _____ Date: _____

Look at the two groups. Circle the group each question asks for.

Example: Circle the group with more.

How: Count both groups. The group with the bigger number has more, the smaller number has fewer, and matching numbers are the same.



Answer: Right

---

1 **Circle the group with fewer.**

Left Right



---

2 **Circle the group with fewer.**

Left Right

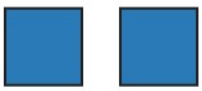

---

3 **Circle the group with fewer.**

Left Right



---

4 **Circle the group with more.**

Left Right



---

5 **Circle Yes if the groups are the same.**

Left Right



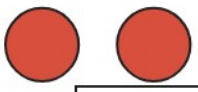

Yes No