Math Practice - Grade 8

M8 Transformations, congruence, similarity - Name the sequence of moves

M8 8.G.A.1, 8.G.A.2, 8.G.A.3, 8.G.A.4

Name: _____ Date: _____

Which sequence of moves takes figure 1 to figure 2? Circle it.

Example: Which sequence of moves takes figure 1 to figure 2?

How: Work from the first figure to the second: name each move in order, translation, rotation, reflection, or dilation, until the figures match.

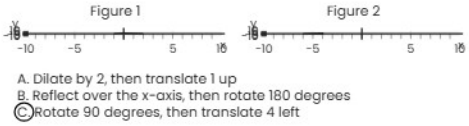

---

1 Which sequence of moves takes figure 1 to figure 2?

Figure 1

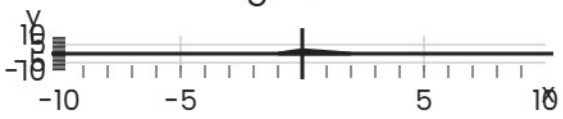

Figure 2



A. Translate 3 right, then reflect over the x-axis
B. Translate 2 left, then reflect over the x-axis
C. Rotate 90 degrees, then translate 4 left

---

2 Which sequence of moves takes figure 1 to figure 2?

Figure 1

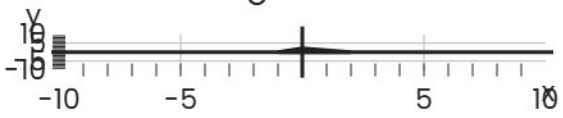

Figure 2

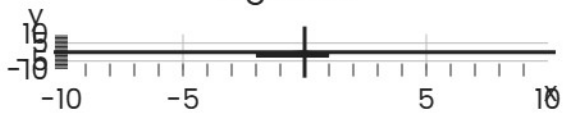

A. Reflect over the x-axis, then rotate 180 degrees
B. Dilate by 2, then translate 1 up
C. Reflect over the y-axis, then translate 2 down

---

3 Which sequence of moves takes figure 1 to figure 2?

Figure 1

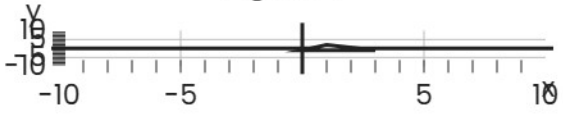

Figure 2

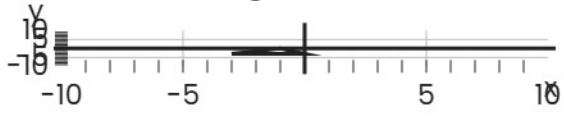

A. Reflect over the x-axis, then rotate 180 degrees
B. Translate 3 right, then reflect over the x-axis
C. Reflect over the y-axis, then translate 2 down

Math Practice - Grade 8

M8 Transformations, congruence, similarity - Name the sequence of moves

M8 8.G.A.1, 8.G.A.2, 8.G.A.3, 8.G.A.4

Name: _____ Date: _____

Which sequence of moves takes figure 1 to figure 2? Circle it.

Example: Which sequence of moves takes figure 1 to figure 2?

How: Work from the first figure to the second: name each move in order, translation, rotation, reflection, or dilation, until the figures match.



(A) Rotate 90 degrees, then translate 4 left
B. Translate 3 right, then reflect over the x-axis
C. Reflect over the y-axis, then translate 2 down

---

1 Which sequence of moves takes figure 1 to figure 2?

Figure 1

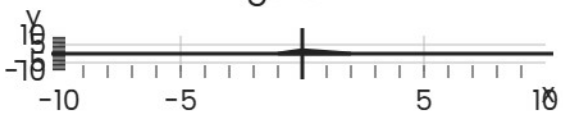

Figure 2



A. Rotate 90 degrees, then translate 4 left
B. Translate 3 right, then reflect over the x-axis
C. Translate 2 left, then reflect over the x-axis

---

2 Which sequence of moves takes figure 1 to figure 2?

Figure 1

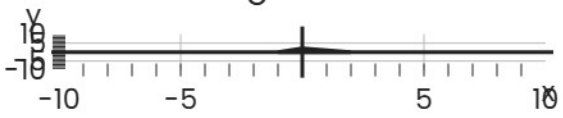

Figure 2

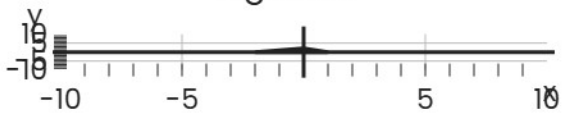

A. Dilate by 2, then translate 1 up
B. Reflect over the x-axis, then rotate 180 degrees
C. Translate 3 right, then reflect over the x-axis

---

3 Which sequence of moves takes figure 1 to figure 2?

Figure 1

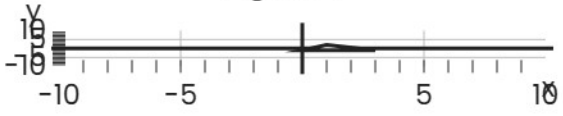

Figure 2

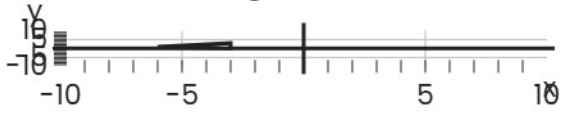

A. Reflect over the y-axis, then translate 2 down
B. Dilate by 2, then translate 1 up
C. Rotate 90 degrees, then translate 4 left

Math Practice - Grade 8

M8 Transformations, congruence, similarity - Name the sequence of moves

M8 8.G.A.1, 8.G.A.2, 8.G.A.3, 8.G.A.4

Name: _____ Date: _____

Which sequence of moves takes figure 1 to figure 2? Circle it.

Example: Which sequence of moves takes figure 1 to figure 2?

How: Work from the first figure to the second: name each move in order, translation, rotation, reflection, or dilation, until the figures match.

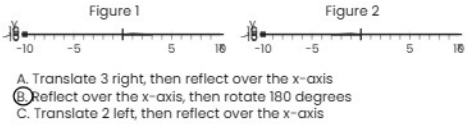

---

1 Which sequence of moves takes figure 1 to figure 2?

Figure 1

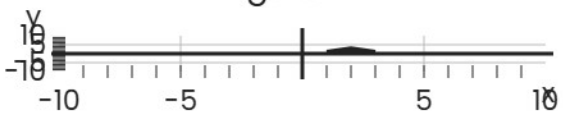

Figure 2

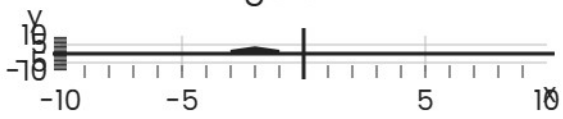

A. Reflect over the x-axis, then rotate 180 degrees
B. Translate 2 left, then reflect over the x-axis
C. Translate 3 right, then reflect over the x-axis

---

2 Which sequence of moves takes figure 1 to figure 2?

Figure 1

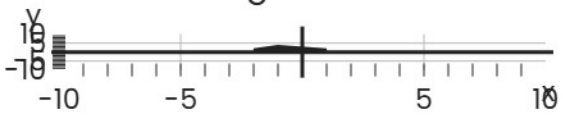

Figure 2

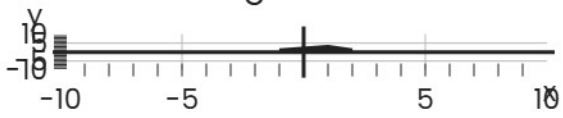

A. Dilate by 2, then translate 1 up
B. Reflect over the x-axis, then rotate 180 degrees
C. Reflect over the y-axis, then translate 2 down

---

3 Which sequence of moves takes figure 1 to figure 2?

Figure 1

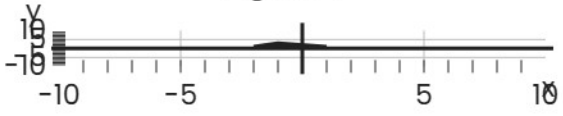

Figure 2

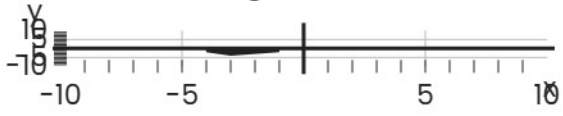

A. Reflect over the x-axis, then rotate 180 degrees
B. Translate 2 left, then reflect over the x-axis
C. Reflect over the y-axis, then translate 2 down