# Math Practice - Grade 8

**M6 Linear functions and modeling - Pick the graph that matches the story**

M6 8.F.B.4, 8.F.B.5

Name: _____ Date: _____

Read the story. Circle the graph that matches it: A, B, or C.

**Example: Water fills a tank at a steady rate. Which graph matches the story?**

How: Read the story in order: a steady rise is an increasing line, a flat part is horizontal, and a fall is a decreasing line. Match each part to a piece of the graph.

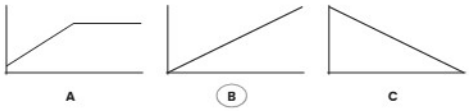


---

**1** **A car uses fuel at a steady rate. Which graph matches the story?**

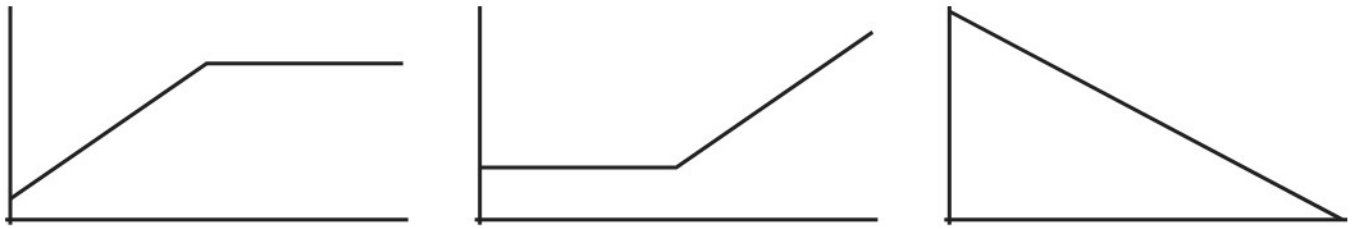

**A** **B** **C**

---

**2** **Water fills a tank at a steady rate. Which graph matches the story?**

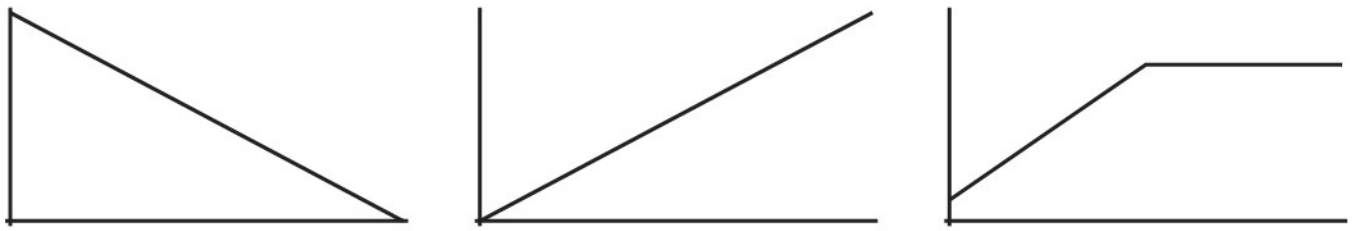

**A** **B** **C**

---

**3** **A candle burns down steadily. Which graph matches the story?**

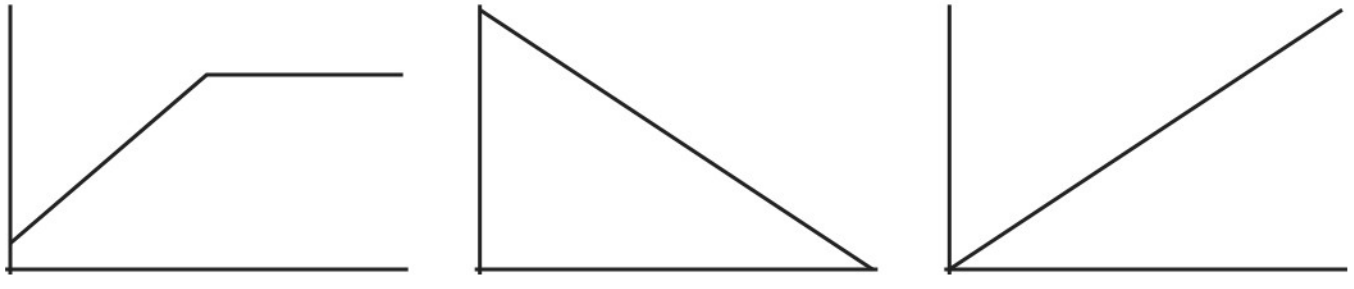

**A** **B** **C**

# Math Practice - Grade 8

**M6 Linear functions and modeling - Pick the graph that matches the story**

M6 8.F.B.4, 8.F.B.5

Name: _____ Date: _____

Read the story. Circle the graph that matches it: A, B, or C.

**Example: A candle burns down steadily. Which graph matches the story?**

How: Read the story in order: a steady rise is an increasing line, a flat part is horizontal, and a fall is a decreasing line. Match each part to a piece of the graph.

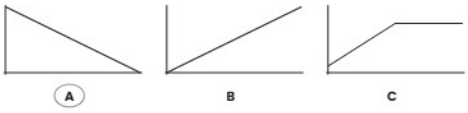


---

**1** **A car uses fuel at a steady rate. Which graph matches the story?**

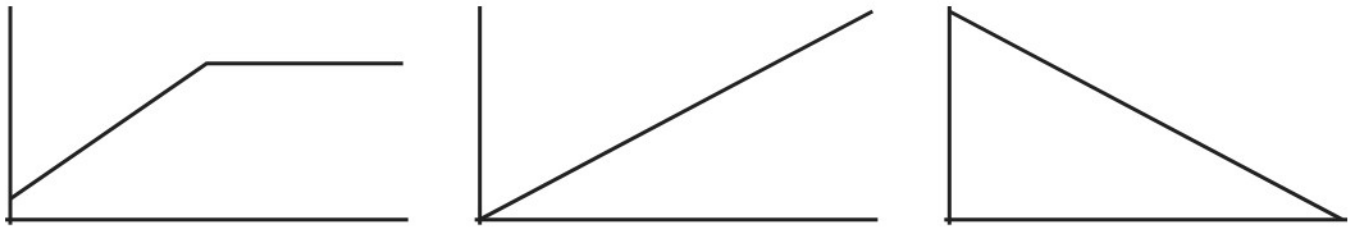

A B C

---

**2** **Mia rests, then walks home at a steady speed. Which graph matches the story?**

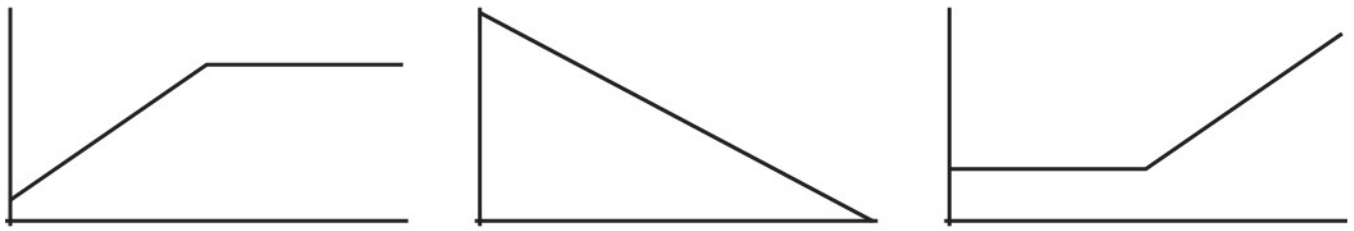

A B C

---

**3** **A plant grows steadily every day. Which graph matches the story?**

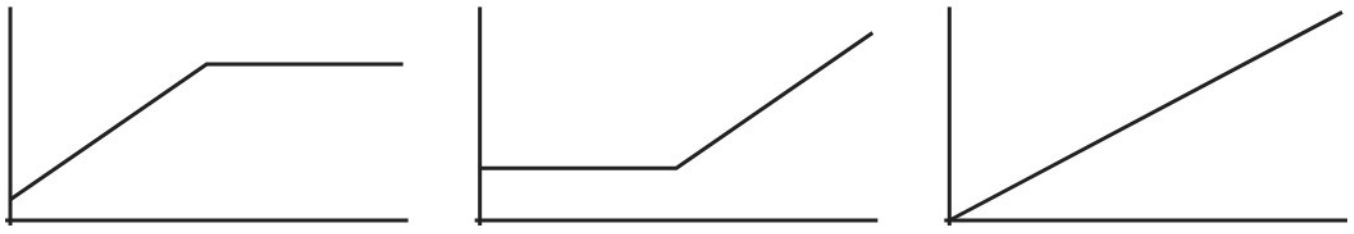

A B C

# Math Practice - Grade 8

**M6 Linear functions and modeling - Pick the graph that matches the story**

M6 8.F.B.4, 8.F.B.5

Name: _____ Date: _____

Read the story. Circle the graph that matches it: A, B, or C.

**Example: A bus waits at a stop, then drives away at a steady speed. Which graph matches the story?**

How: Read the story in order: a steady rise is an increasing line, a flat part is horizontal, and a fall is a decreasing line. Match each part to a piece of the graph.

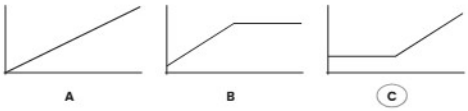


---

**1** **Mia rests, then walks home at a steady speed. Which graph matches the story?**

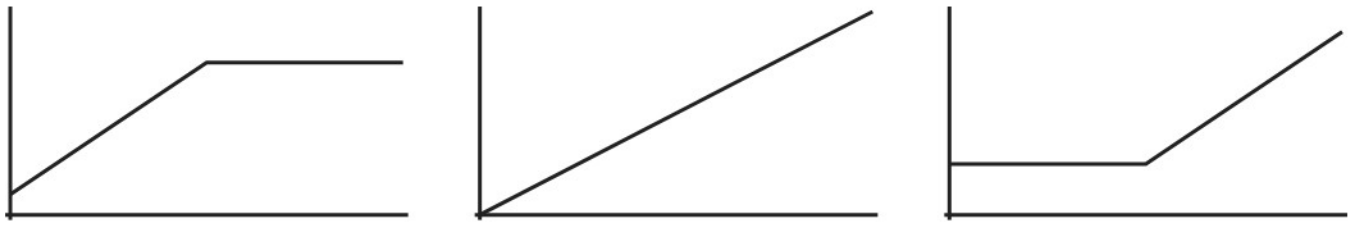

**A** **B** **C**

---

**2** **A car drives at a steady speed. Which graph matches the story?**

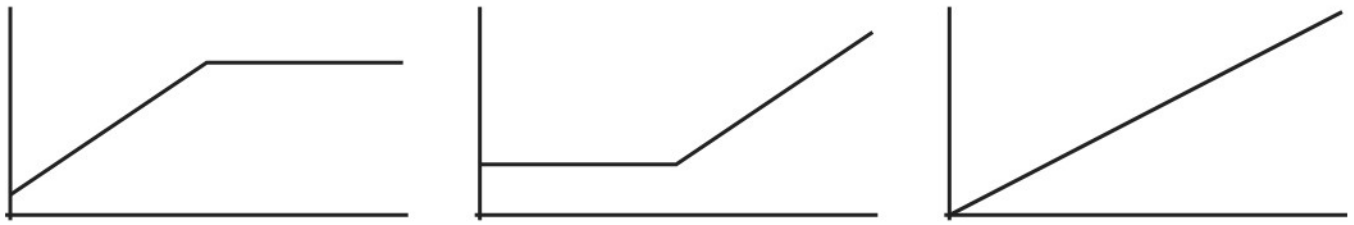

**A** **B** **C**

---

**3** **A car uses fuel at a steady rate. Which graph matches the story?**

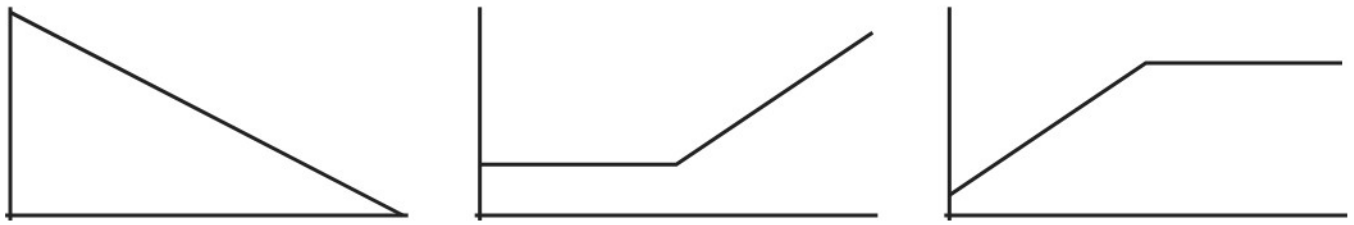

**A** **B** **C**