Math Practice - Grade 8

M6 Linear functions and modeling - Describe a graph in words

M6 8.F.B.4, 8.F.B.5

Name: _____ Date: _____

Read the graph. Circle the words that describe it.

Example: Describe the graph.

How: Read the graph from left to right. Rising means increasing, falling means decreasing, and flat means staying the same. A straight part is linear, and a curved part is nonlinear.

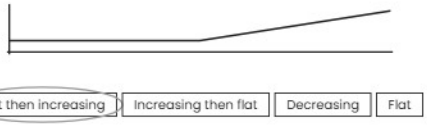

1



Decreasing | Flat | Increasing then flat | Flat then increasing

---

2

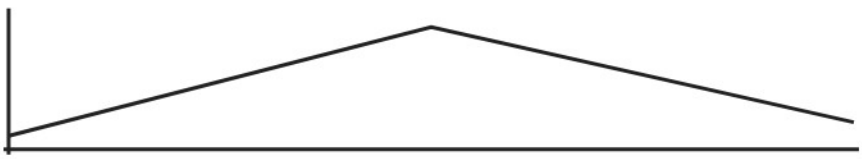

Increasing then decreasing | Decreasing | Flat then increasing | Increasing

---

3



Flat | Increasing | Decreasing | Increasing then flat

Math Practice - Grade 8

M6 Linear functions and modeling - Describe a graph in words

M6 8.F.B.4, 8.F.B.5

Name: _____ Date: _____

Read the graph. Circle the words that describe it.

Example: Describe the graph.

How: Read the graph from left to right. Rising means increasing, falling means decreasing, and flat means staying the same. A straight part is linear, and a curved part is nonlinear.

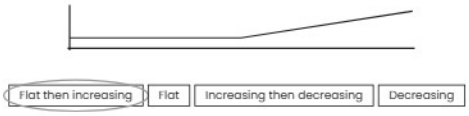

1

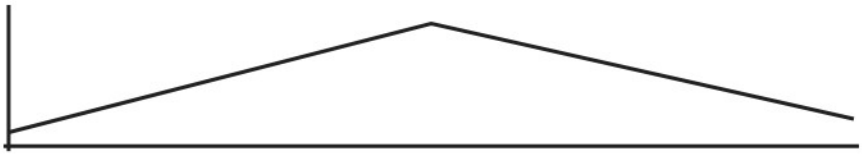

Increasing then decreasing | Flat then increasing | Increasing | Increasing then flat

---

2



Decreasing | Flat then increasing | Increasing then flat | Flat

---

3



Increasing then flat | Increasing then decreasing | Flat | Flat then increasing

Math Practice - Grade 8

M6 Linear functions and modeling - Describe a graph in words

M6 8.F.B.4, 8.F.B.5

Name: _____ Date: _____

Read the graph. Circle the words that describe it.

Example: Describe the graph.

How: Read the graph from left to right. Rising means increasing, falling means decreasing, and flat means staying the same. A straight part is linear, and a curved part is nonlinear.



Increasing | Decreasing | Flat then increasing | Flat

1



Increasing then flat | Increasing then decreasing | Increasing | Decreasing

---

2

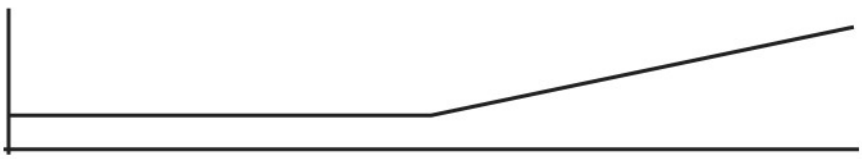

Flat then increasing | Flat | Decreasing | Increasing then decreasing

---

3



Flat | Increasing then decreasing | Increasing then flat | Increasing