Math Practice - Grade 7

M9 Statistics: sampling and comparing populations - Compare two populations

M9 7.SP.1, 7.SP.2, 7.SP.3, 7.SP.4

Name: _____ Date: _____

Read the two dot plots. Write the answer in the box.

Example: Which group has the greater spread?

How: Compare the centers first, then the spreads. A difference in centers only matters when it is large next to the spread, and overlapping plots mean the groups are close.

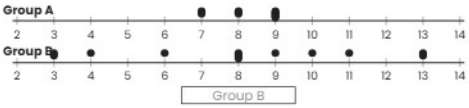

---

1 Which group has the greater mean?

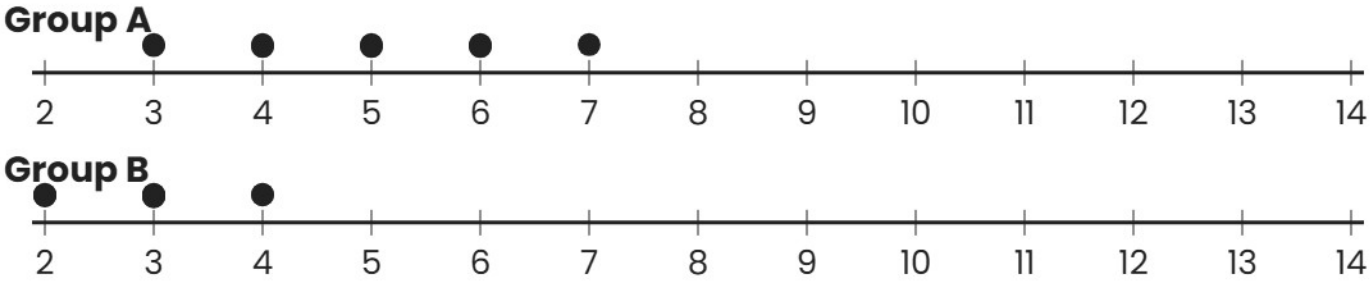

---

2 Do the two groups overlap a lot or a little?

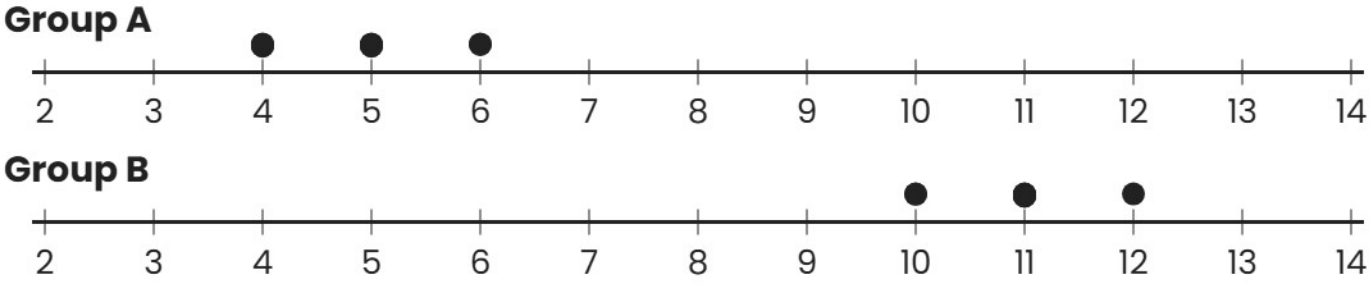

---

3 Which group has the greater mean?

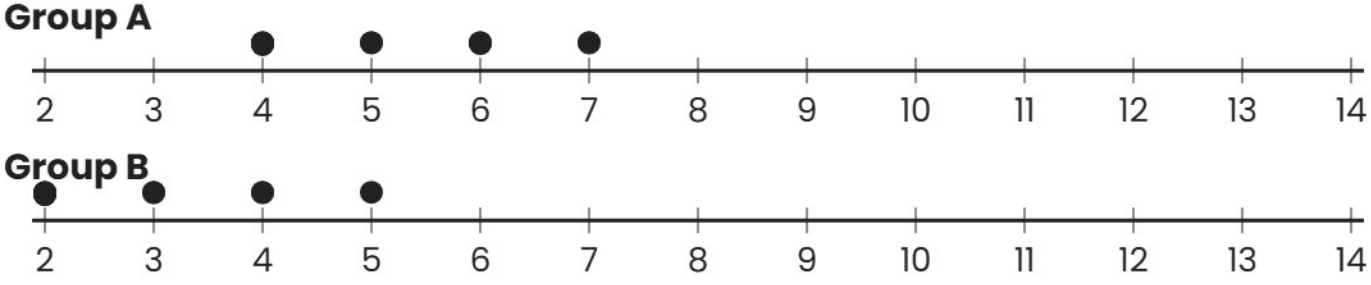

Math Practice - Grade 7

M9 Statistics: sampling and comparing populations - Compare two populations

M9 7.SP.1, 7.SP.2, 7.SP.3, 7.SP.4

Name: _____ Date: _____

Read the two dot plots. Write the answer in the box.

Example: Which group has the greater spread?

How: Compare the centers first, then the spreads. A difference in centers only matters when it is large next to the spread, and overlapping plots mean the groups are close.

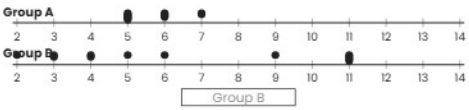

---

1 Which group has the greater spread?

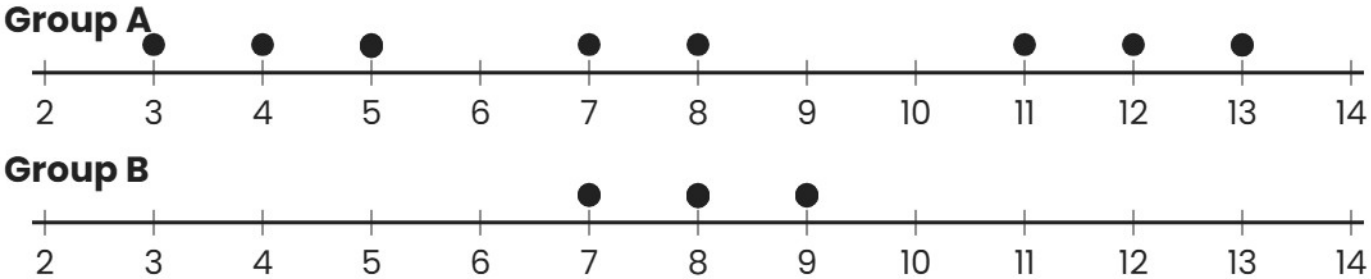

---

2 Do the two groups overlap a lot or a little?

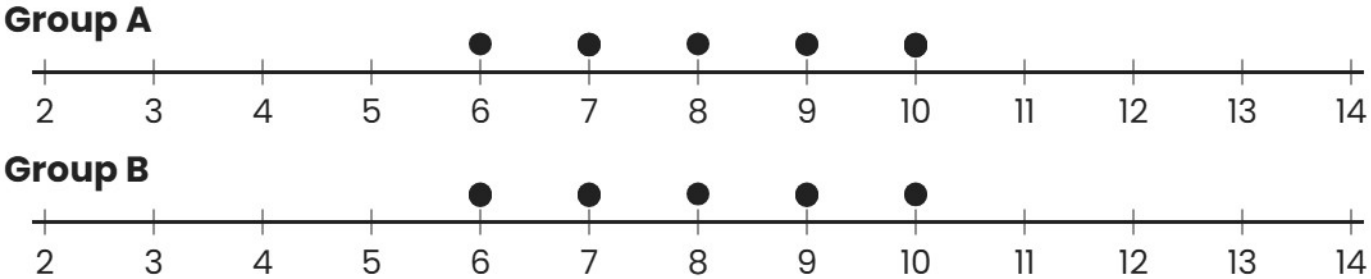

---

3 Which group has the greater spread?

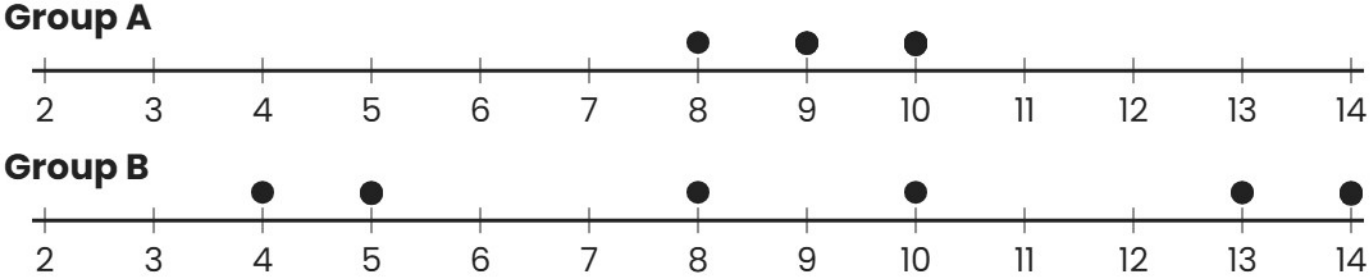

Math Practice - Grade 7

M9 Statistics: sampling and comparing populations - Compare two populations

M9 7.SP.1, 7.SP.2, 7.SP.3, 7.SP.4

Name: _____ Date: _____

Read the two dot plots. Write the answer in the box.

Example: Which group has the greater spread?

How: Compare the centers first, then the spreads. A difference in centers only matters when it is large next to the spread, and overlapping plots mean the groups are close.

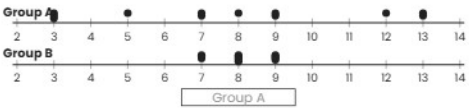

---

1 Do the two groups overlap a lot or a little?

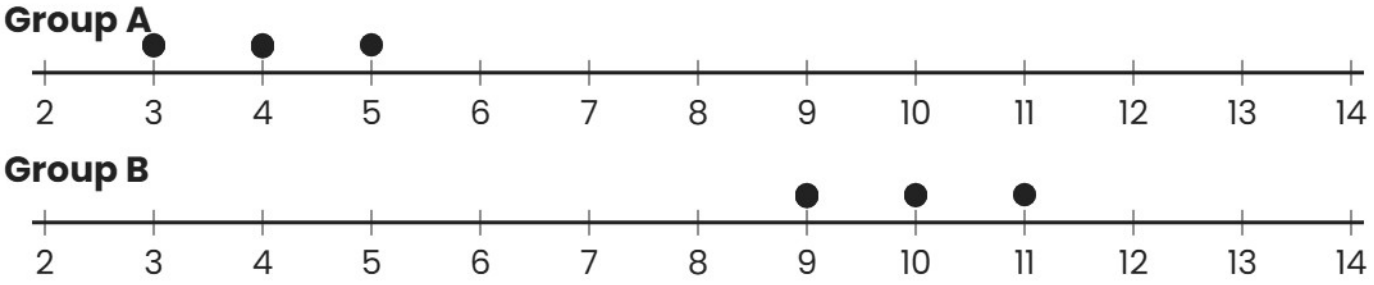

---

2 Which group has the greater mean?

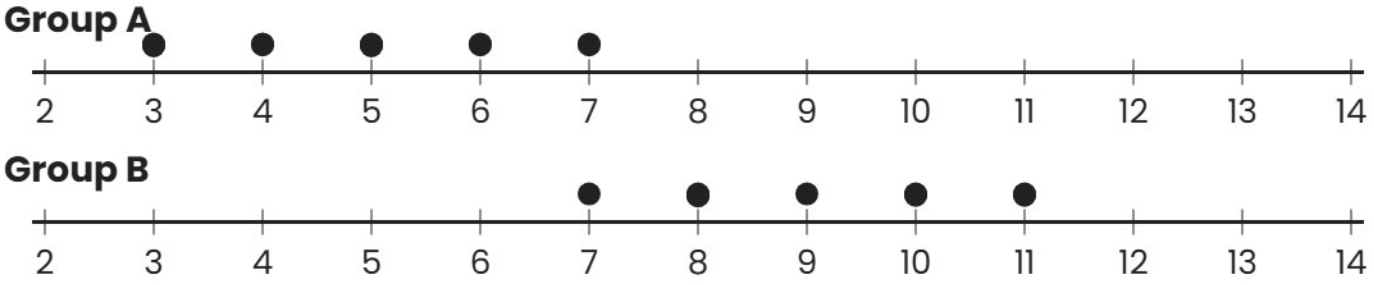

---

3 Which group has the greater spread?

