Math Practice - Grade 7

M6 Equations and inequalities - Write and graph an inequality

M6 7.EE.3, 7.EE.4, 7.EE.4a, 7.EE.4b

Name: _____ Date: _____

Solve the inequality and write its solution. The graph is drawn on the number line.

Example: Solve 6x + 9 > 45. Graph the solution on the number line.

How: Solve it like an equation. An open circle means the endpoint is not included, and a closed circle means it is. The ray points toward the values that make it true.

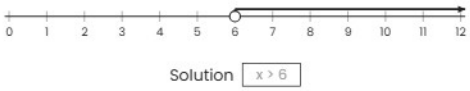

Solution x > 6

---

1 **Solve 6x + 3 <= 15. Graph the solution on the number line.**



Solution ☐

---

2 **Solve 4x + 9 <= 29. Graph the solution on the number line.**

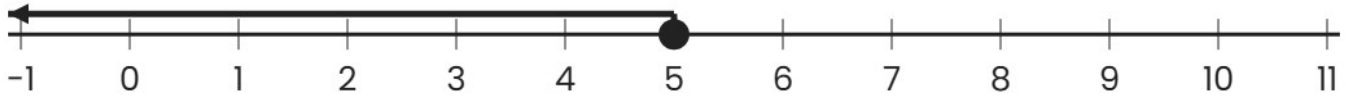

Solution ☐

Math Practice - Grade 7

M6 Equations and inequalities - Write and graph an inequality

M6 7.EE.3, 7.EE.4, 7.EE.4a, 7.EE.4b

Name: _____ Date: _____

Solve the inequality and write its solution. The graph is drawn on the number line.

Example: Solve 7x + 12 < 33. Graph the solution on the number line.

How: Solve it like an equation. An open circle means the endpoint is not included, and a closed circle means it is. The ray points toward the values that make it true.

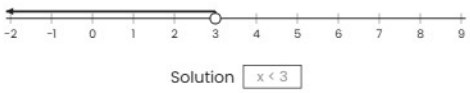

---

1 **Solve 7x + 14 <= 84. Graph the solution on the number line.**

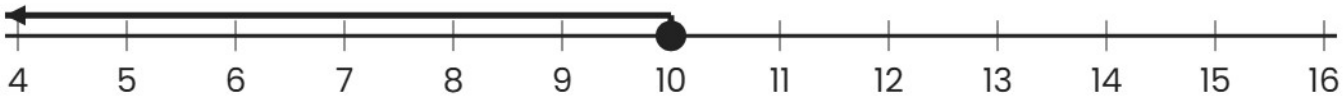

Solution ☐

---

2 **Solve 6x + 15 > 57. Graph the solution on the number line.**

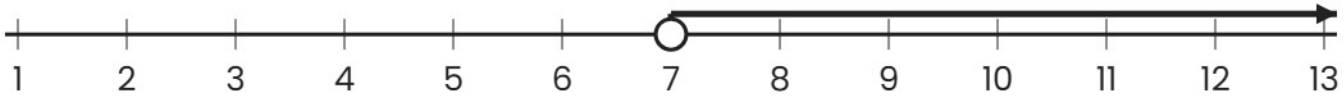

Solution ☐

Math Practice - Grade 7

M6 Equations and inequalities - Write and graph an inequality

M6 7.EE.3, 7.EE.4, 7.EE.4a, 7.EE.4b

Name: _____ Date: _____

Solve the inequality and write its solution. The graph is drawn on the number line.

Example: Solve 7x + 10 < 73. Graph the solution on the number line.

How: Solve it like an equation. An open circle means the endpoint is not included, and a closed circle means it is. The ray points toward the values that make it true.

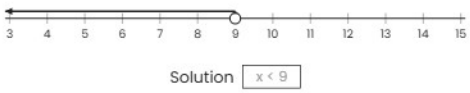

---

1 **Solve 2x + 7 >= 25. Graph the solution on the number line.**

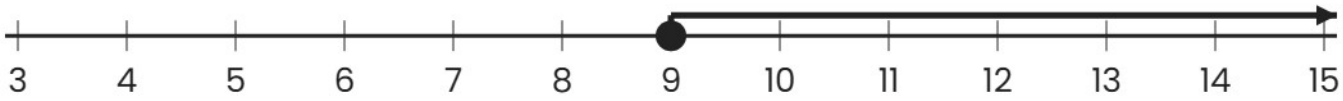

Solution ☐

---

2 **Solve 9x + 10 > 37. Graph the solution on the number line.**

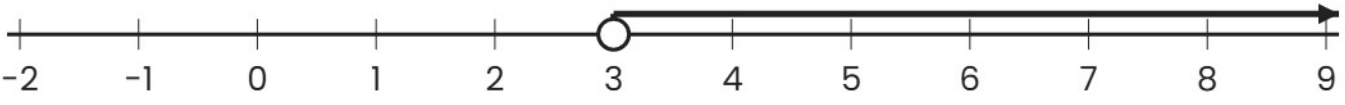

Solution ☐