# Math Practice - Grade 7

**M3 Ratios and proportional relationships - Read the graph and write the equation**

M3 7.RP.1, 7.RP.2, 7.RP.2a, 7.RP.2b, 7.RP.2c, 7.RP.2d

Name: _____ Date: _____

Read the graph. Write the equation in the form y = kx.

**Example: The graph shows a proportional relationship. Write the equation.**

How: The point (1, r) shows the unit rate r, which is the constant of proportionality k. The equation is y = k times x, with no added starting value.

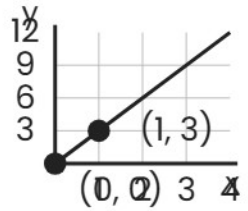


y = 3x

---

**1**

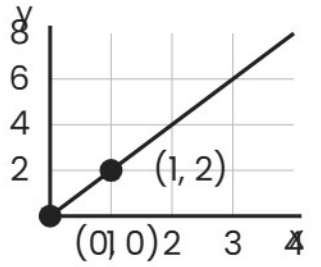


y = _____

---

**2**

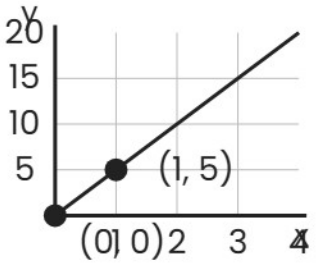


y = _____

---

**3**

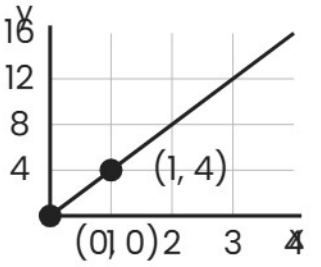


y = _____

# Math Practice - Grade 7

**M3 Ratios and proportional relationships - Read the graph and write the equation**

M3 7.RP.1, 7.RP.2, 7.RP.2a, 7.RP.2b, 7.RP.2c, 7.RP.2d

Name: _____ Date: _____

Read the graph. Write the equation in the form y = kx.

**Example: The graph shows a proportional relationship. Write the equation.**

How: The point (1, r) shows the unit rate r, which is the constant of proportionality k. The equation is y = k times x, with no added starting value.

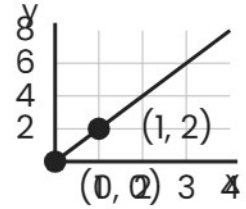


y = 2x

---

**1**

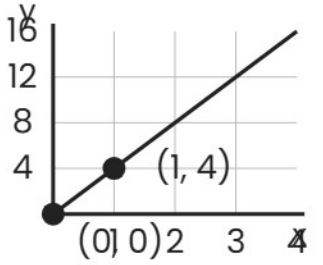


y = _____

---

**2**

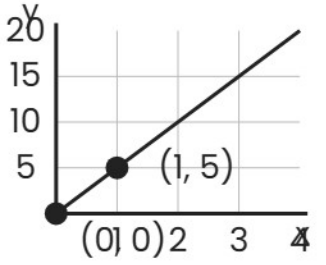


y = _____

---

**3**

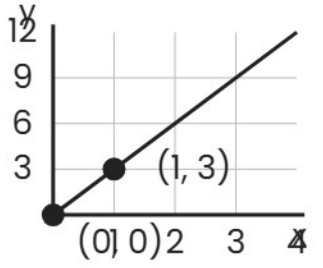


y = _____

# Math Practice - Grade 7

**M3 Ratios and proportional relationships - Read the graph and write the equation**

M3 7.RP.1, 7.RP.2, 7.RP.2a, 7.RP.2b, 7.RP.2c, 7.RP.2d

Name: _____ Date: _____

Read the graph. Write the equation in the form y = kx.

**Example: The graph shows a proportional relationship. Write the equation.**

How: The point (1, r) shows the unit rate r, which is the constant of proportionality k. The equation is y = k times x, with no added starting value.

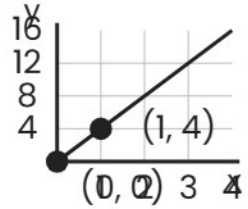


y = 4x

---

**1**

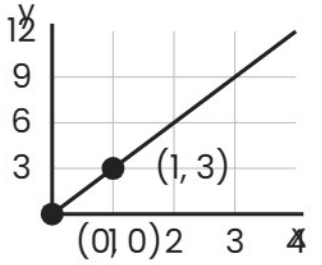


y = _____

---

**2**

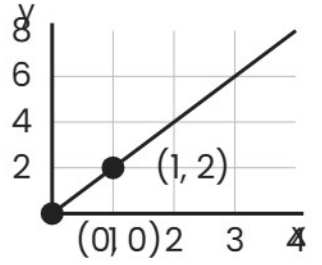


y = _____

---

**3**

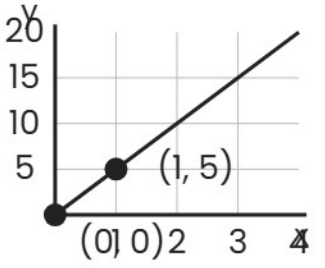


y = _____