# Math Practice - Grade 7

## M10 Probability - Probability models

M10 7.SP.5, 7.SP.6, 7.SP.7, 7.SP.7a, 7.SP.7b, 7.SP.8, 7.SP.8a, 7.SP.8b, 7.SP.8c

Name: _____ Date: _____

Read the spinner or the trial results. Write the probability in the box.

**Example: A paper cup was tossed 100 times. It landed open end down 33 times. About what is the probability it lands open end down?**

How: In a fair spinner every section is equally likely, so count the favorable sections over all sections. For a model from data, use the observed frequency over the total trials.

$$P = \frac{33}{100}$$

---

**1** **A paper cup was tossed 20 times. It landed open end down 5 times. About what is the probability it lands open end down?**

$$P = \frac{\square}{\square}$$

---

**2** **What is the probability the spinner lands on red?**

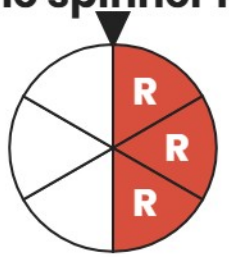


$$\frac{\square}{\square}$$

---

**3** **What is the probability the spinner lands on red?**

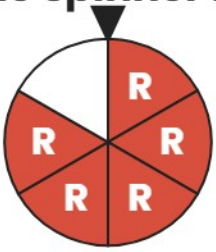


$$\frac{\square}{\square}$$

# Math Practice - Grade 7

## M10 Probability - Probability models

M10 7.SP.5, 7.SP.6, 7.SP.7, 7.SP.7a, 7.SP.7b, 7.SP.8, 7.SP.8a, 7.SP.8b, 7.SP.8c

Name: _____ Date: _____

Read the spinner or the trial results. Write the probability in the box.

**Example: A paper cup was tossed 20 times. It landed open end down 8 times. About what is the probability it lands open end down?**

How: In a fair spinner every section is equally likely, so count the favorable sections over all sections. For a model from data, use the observed frequency over the total trials.

$$P = \frac{2}{5}$$

---

**1** **What is the probability the spinner lands on red?**

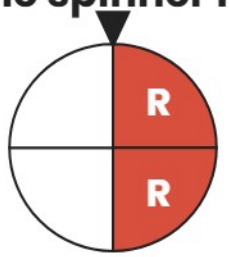


$$\frac{\quad}{\quad}$$

---

**2** **What is the probability the spinner lands on red?**

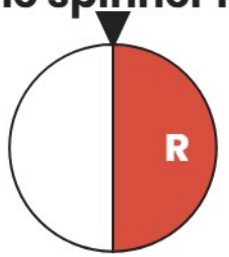


$$\frac{\quad}{\quad}$$

---

**3** **What is the probability the spinner lands on red?**

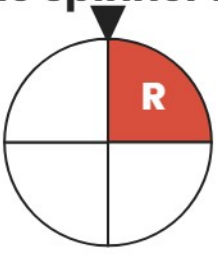


$$\frac{\quad}{\quad}$$

# Math Practice - Grade 7

## M10 Probability - Probability models

M10 7.SP.5, 7.SP.6, 7.SP.7, 7.SP.7a, 7.SP.7b, 7.SP.8, 7.SP.8a, 7.SP.8b, 7.SP.8c

Name: _____ Date: _____

Read the spinner or the trial results. Write the probability in the box.

**Example: What is the probability the spinner lands on red?**

How: In a fair spinner every section is equally likely, so count the favorable sections over all sections. For a model from data, use the observed frequency over the total trials.




$\frac{6}{7}$

**1** **What is the probability the spinner lands on red?**

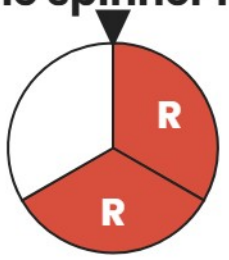


**2** **What is the probability the spinner lands on red?**

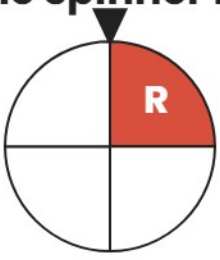


**3** **What is the probability the spinner lands on red?**

