Math Practice - Grade 6

M6 The coordinate plane - Plot a point

M6 6.NS.C.8, 6.G.A.3

Name: _____ Date: _____

Plot the point on the grid.

Example: Plot the point (-1, -5) on the grid.

How: Start at the origin, (0, 0). The first number counts across, along the x axis. The second number counts up, along the y axis.

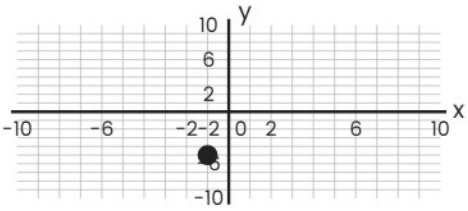

1 **Plot the point (-10, -1) on the grid.**

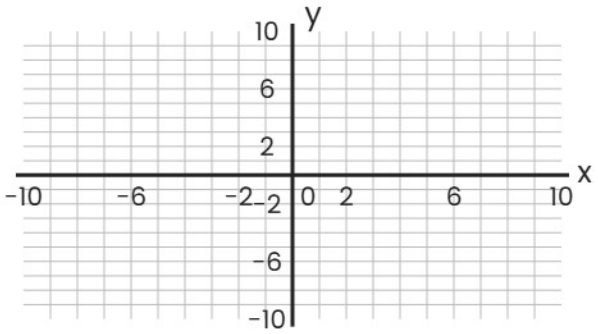

2 **Plot the point (-5, -9) on the grid.**

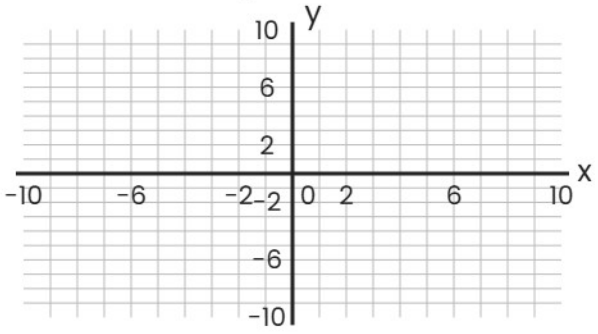

3 **Plot the point (-1, 8) on the grid.**

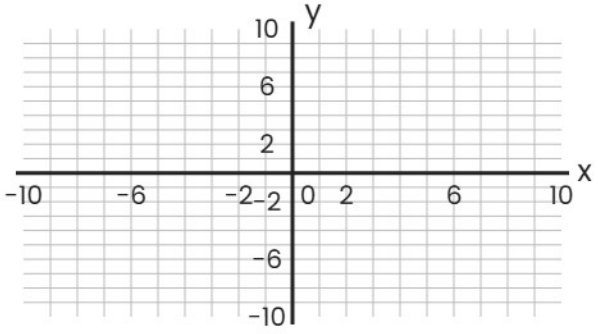

Math Practice - Grade 6

M6 The coordinate plane - Plot a point

M6 6.NS.C.8, 6.G.A.3

Name: _____ Date: _____

Plot the point on the grid.

Example: Plot the point (-6, -2) on the grid.

How: Start at the origin, (0, 0). The first number counts across, along the x axis. The second number counts up, along the y axis.

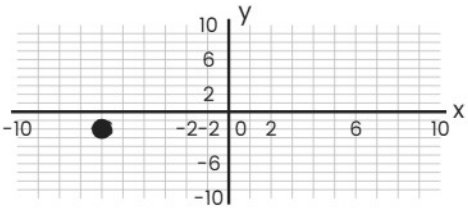

1 **Plot the point (-3, -10) on the grid.**

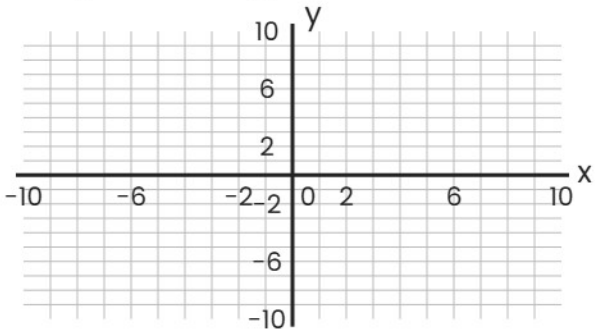

2 **Plot the point (-9, -3) on the grid.**

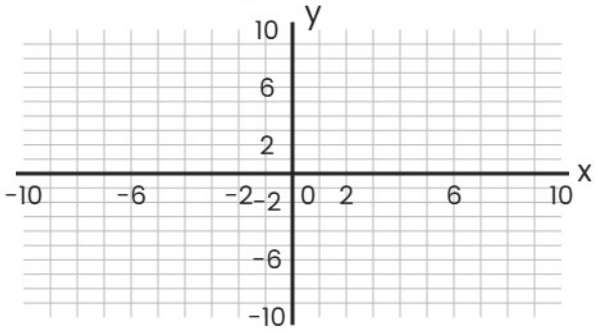

3 **Plot the point (0, 5) on the grid.**

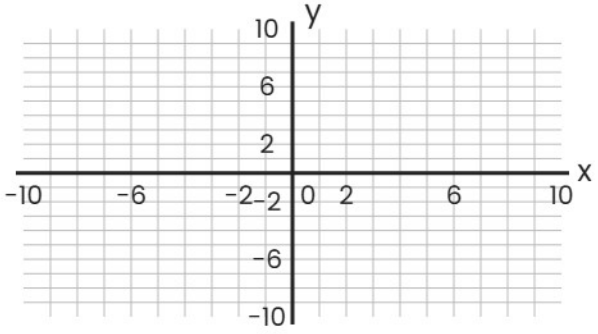

Math Practice - Grade 6

M6 The coordinate plane - Plot a point

M6 6.NS.C.8, 6.G.A.3

Name: _____ Date: _____

Plot the point on the grid.

Example: Plot the point (4, -6) on the grid.

How: Start at the origin, (0, 0). The first number counts across, along the x axis. The second number counts up, along the y axis.

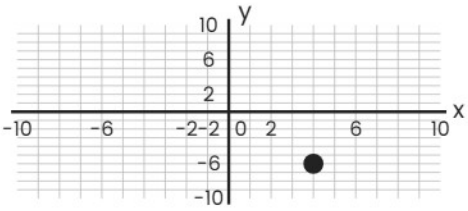

1 **Plot the point (9, 5) on the grid.**

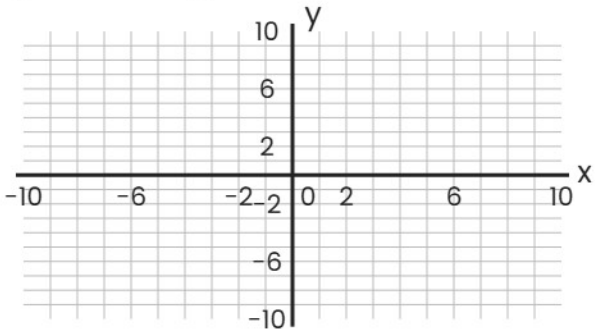

2 **Plot the point (-3, -3) on the grid.**

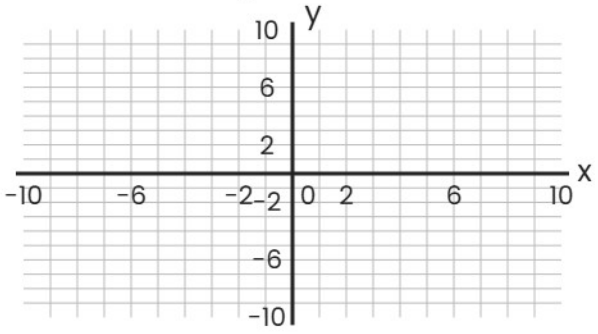

3 **Plot the point (6, 10) on the grid.**

