Math Practice - Grade 6

M6 The coordinate plane - Name the quadrant

M6 6.NS.C.8, 6.G.A.3

Name: _____ Date: _____

In which quadrant is the plotted point? Circle it.

Example: In which quadrant is the plotted point? Circle it.

How: Quadrant I is positive x and positive y. Quadrant II is negative x and positive y. Quadrant III is both negative. Quadrant IV is positive x and negative y.

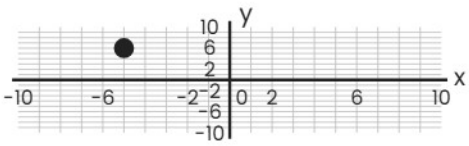

I II III IV

1

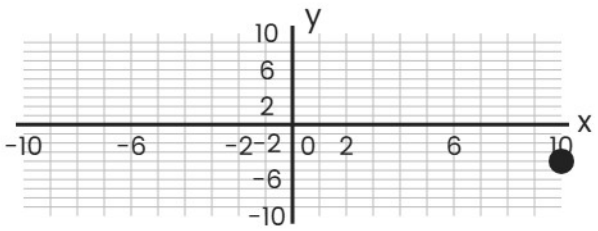

I II III IV

2

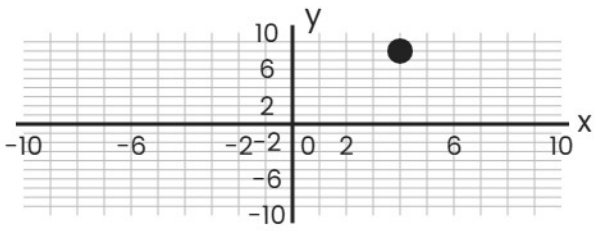

I II III IV

3

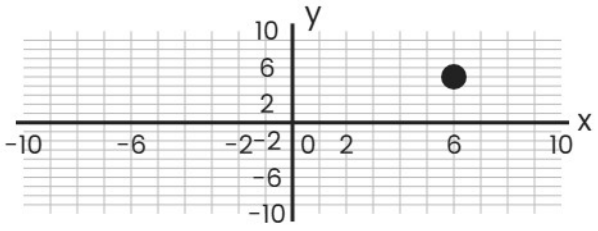

I II III IV

Math Practice - Grade 6

M6 The coordinate plane - Name the quadrant

M6 6.NS.C.8, 6.G.A.3

Name: _____ Date: _____

In which quadrant is the plotted point? Circle it.

Example: In which quadrant is the plotted point? Circle it.

How: Quadrant I is positive x and positive y. Quadrant II is negative x and positive y. Quadrant III is both negative. Quadrant IV is positive x and negative y.

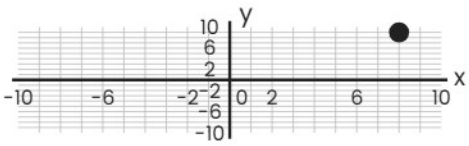

(I) II III IV

1

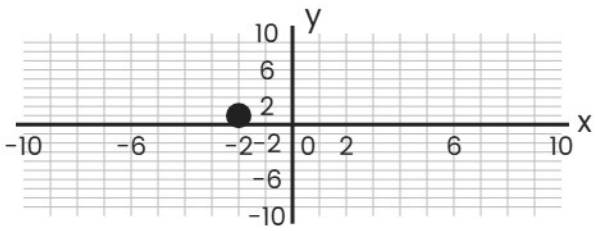

I II III IV

2

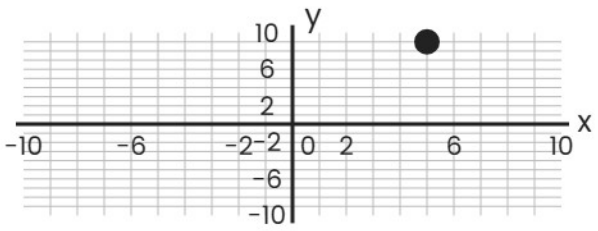

I II III IV

3

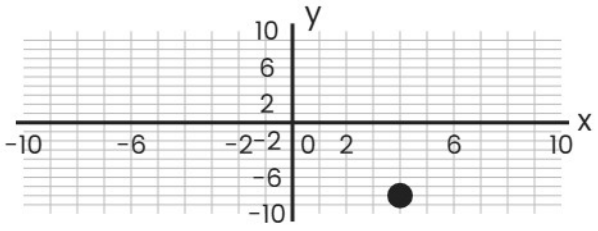

I II III IV

Math Practice - Grade 6

M6 The coordinate plane - Name the quadrant

M6 6.NS.C.8, 6.G.A.3

Name: _____ Date: _____

In which quadrant is the plotted point? Circle it.

Example: In which quadrant is the plotted point? Circle it.

How: Quadrant I is positive x and positive y. Quadrant II is negative x and positive y. Quadrant III is both negative. Quadrant IV is positive x and negative y.

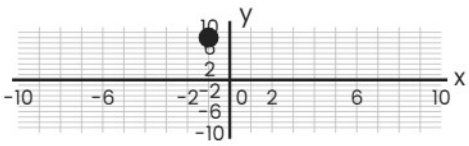

I II III IV

1

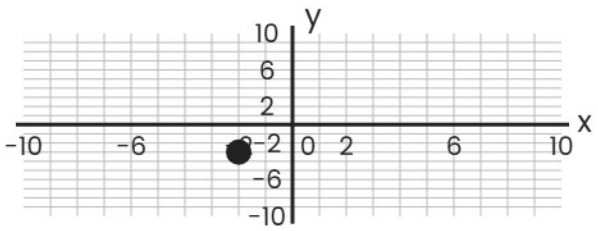

I II III IV

2

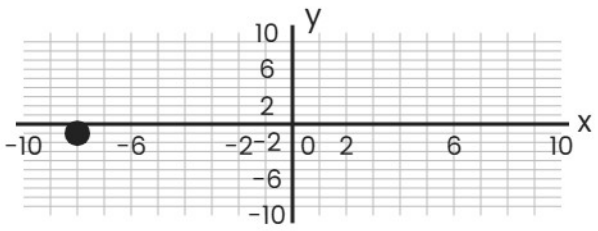

I II III IV

3

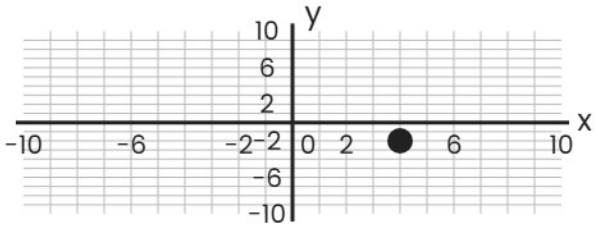

I II III IV