Math Practice - Grade 6

M5 Negative numbers and the rational number system - Read a number on the number line

M5 6.NS.C.5, 6.NS.C.6, 6.NS.C.6a, 6.NS.C.6b, 6.NS.C.6c, 6.NS.C.7, 6.NS.C.7a, 6.NS.C.7b, 6.NS.C.7c, 6.NS.C.7d

Name: _____ Date: _____

What number is marked on the number line?

Example: What number is marked on the number line?

How: Count the steps from 0 to the mark. Steps to the left of 0 are negative, and steps to the right are positive.

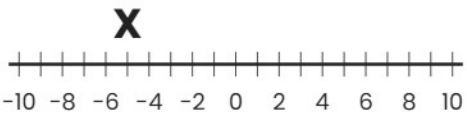

-5

1

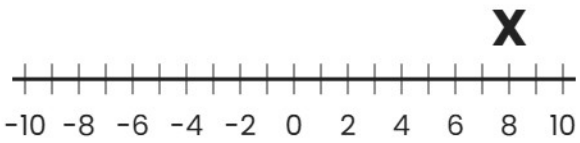

2

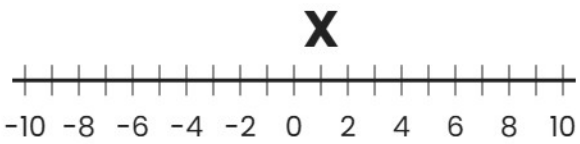

3



Math Practice - Grade 6

M5 Negative numbers and the rational number system - Read a number on the number line

M5 6.NS.C.5, 6.NS.C.6, 6.NS.C.6a, 6.NS.C.6b, 6.NS.C.6c, 6.NS.C.7, 6.NS.C.7a, 6.NS.C.7b, 6.NS.C.7c, 6.NS.C.7d

Name: _____ Date: _____

What number is marked on the number line?

Example: What number is marked on the number line?

How: Count the steps from 0 to the mark. Steps to the left of 0 are negative, and steps to the right are positive.

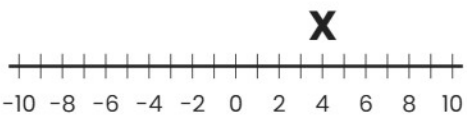

4

1

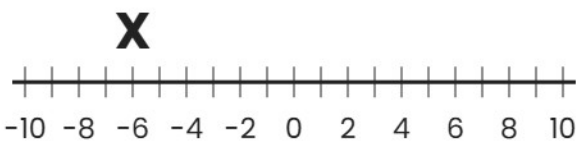

2



3



Math Practice - Grade 6

M5 Negative numbers and the rational number system - Read a number on the number line

M5 6.NS.C.5, 6.NS.C.6, 6.NS.C.6a, 6.NS.C.6b, 6.NS.C.6c, 6.NS.C.7, 6.NS.C.7a, 6.NS.C.7b, 6.NS.C.7c, 6.NS.C.7d

Name: _____ Date: _____

What number is marked on the number line?

Example: What number is marked on the number line?

How: Count the steps from 0 to the mark. Steps to the left of 0 are negative, and steps to the right are positive.

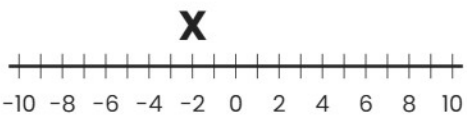

-2

1

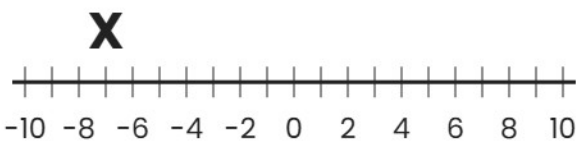

2



3

