Math Practice - Grade 6

M13 Statistics: questions, data, and displays - Read a dot plot

M13 6.SP.A.1, 6.SP.A.2, 6.SP.A.3, 6.SP.B.4, 6.SP.B.5, 6.SP.B.5a, 6.SP.B.5b, 6.SP.B.5c, 6.SP.B.5d

Name: _____ Date: _____

Read the dot plot. Answer the question.

Example: How many dots are at 10?

How: Each dot stands for one value. Count the dots above a mark to find how many have that value.

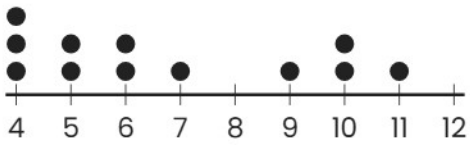

2

---

1 **How many values are greater than 11?**

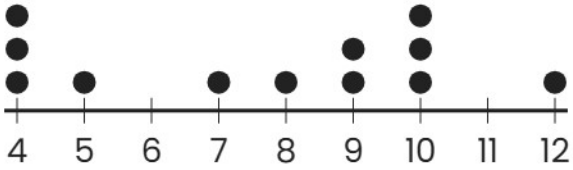

---

2 **How many dots are at 4?**

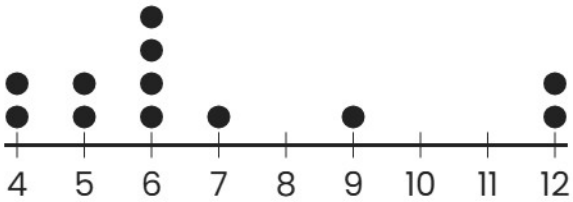

---

3 **How many dots are at 12?**

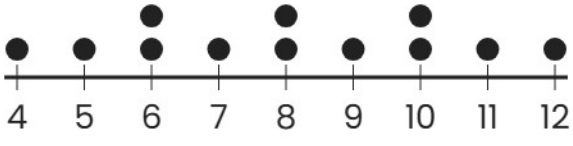

Math Practice - Grade 6

M13 Statistics: questions, data, and displays - Read a dot plot

M13 6.SP.A.1, 6.SP.A.2, 6.SP.A.3, 6.SP.B.4, 6.SP.B.5, 6.SP.B.5a, 6.SP.B.5b, 6.SP.B.5c, 6.SP.B.5d

Name: _____ Date: _____

Read the dot plot. Answer the question.

Example: How many observations are in the dot plot?

How: Each dot stands for one value. Count the dots above a mark to find how many have that value.

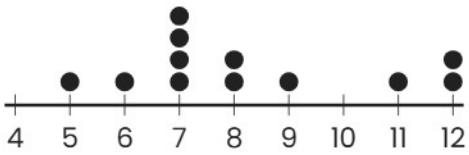

12

1 How many values are greater than 12?

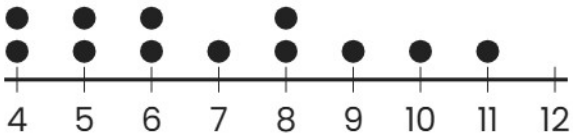

2 How many observations are in the dot plot?

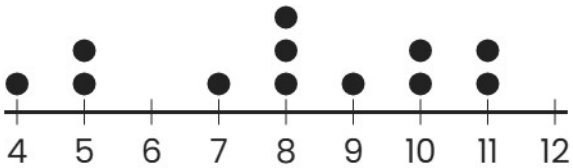

3 How many observations are in the dot plot?

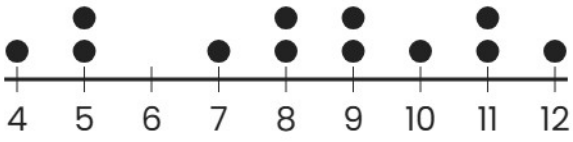

Math Practice - Grade 6

M13 Statistics: questions, data, and displays - Read a dot plot

M13 6.SP.A.1, 6.SP.A.2, 6.SP.A.3, 6.SP.B.4, 6.SP.B.5, 6.SP.B.5a, 6.SP.B.5b, 6.SP.B.5c, 6.SP.B.5d

Name: _____ Date: _____

Read the dot plot. Answer the question.

Example: How many observations are in the dot plot?

How: Each dot stands for one value. Count the dots above a mark to find how many have that value.

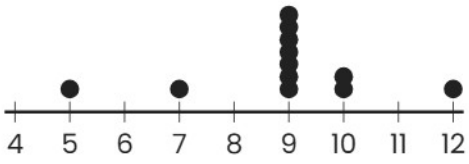

12

1 How many values are greater than 7?

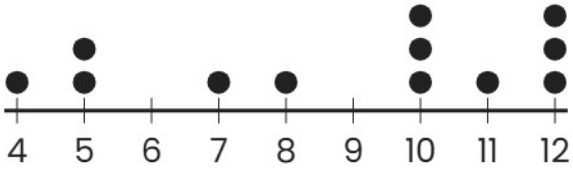

2 How many values are greater than 5?



3 How many observations are in the dot plot?

