Math Practice - Grade 6

M10 Dependent and independent variables - Plot the values on a graph

M10 6.EE.C.9

Name: _____ Date: _____

Plot the pairs from the table on the grid.

Example: Leo earns 15 every hour he works. Plot the pairs from the table on the grid: (1, 15), (2, 30), (3, 45), (4, 60).

How: Each table row is one point. The independent value goes across, and the dependent value goes up.

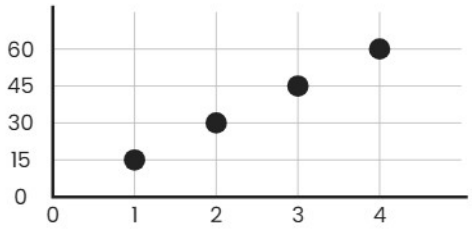

---

1 **Each ticket costs 8. Plot the pairs from the table on the grid: (1, 8), (2, 16), (3, 24), (4, 32).**

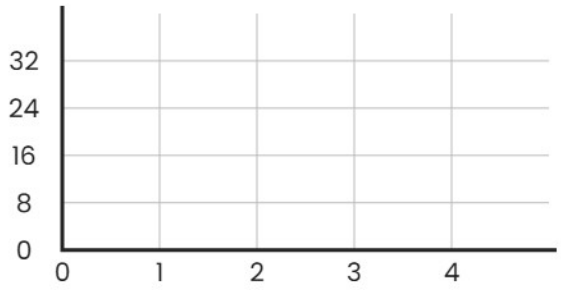

---

2 **Each box holds 12 pencils. Plot the pairs from the table on the grid: (1, 12), (2, 24), (3, 36), (4, 48).**

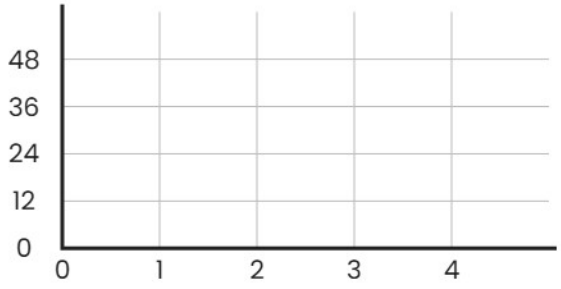

---

3 **A train travels at a steady speed of 40 miles per hour. Plot the pairs from the table on the grid: (1, 40), (2, 80), (3, 120), (4, 160).**

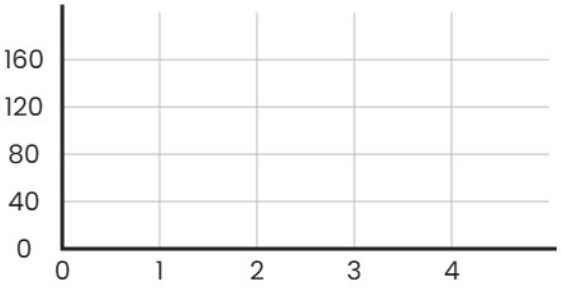

Math Practice - Grade 6

M10 Dependent and independent variables - Plot the values on a graph

M10 6.EE.C.9

Name: _____ Date: _____

Plot the pairs from the table on the grid.

Example: Leo earns 15 every hour he works. Plot the pairs from the table on the grid: (1, 15), (2, 30), (3, 45), (4, 60).

How: Each table row is one point. The independent value goes across, and the dependent value goes up.

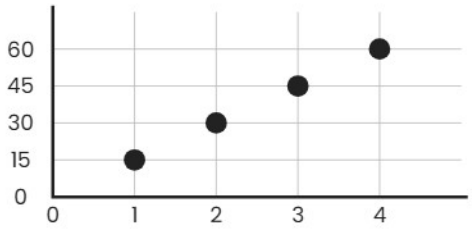

---

1 **Each ticket costs 8. Plot the pairs from the table on the grid: (1, 8), (2, 16), (3, 24), (4, 32).**

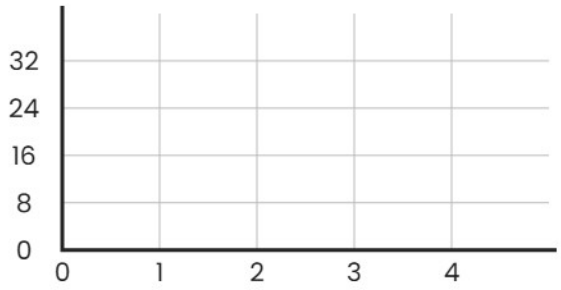

---

2 **A car drives at a steady speed of 65 miles per hour. Plot the pairs from the table on the grid: (1, 65), (2, 130), (3, 195), (4, 260).**

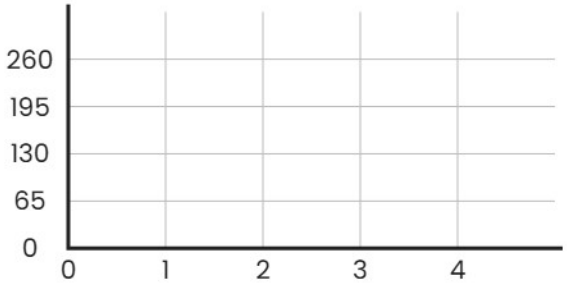

---

3 **Maya reads 3 pages every minute. Plot the pairs from the table on the grid: (1, 3), (2, 6), (3, 9), (4, 12).**

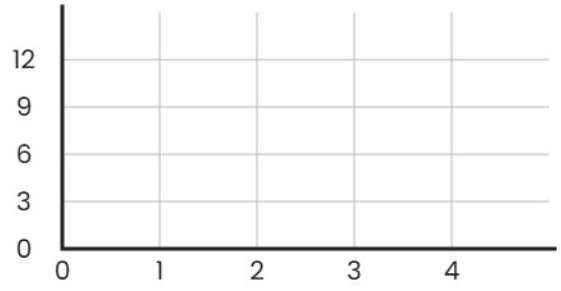

Math Practice - Grade 6

M10 Dependent and independent variables - Plot the values on a graph

M10 6.EE.C.9

Name: _____ Date: _____

Plot the pairs from the table on the grid.

Example: Ana saves 10 every week. Plot the pairs from the table on the grid: (1, 10), (2, 20), (3, 30), (4, 40).

How: Each table row is one point. The independent value goes across, and the dependent value goes up.

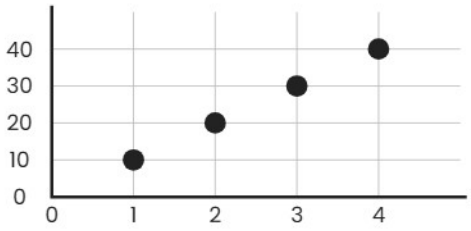

---

1 **Maya reads 3 pages every minute. Plot the pairs from the table on the grid: (1, 3), (2, 6), (3, 9), (4, 12).**

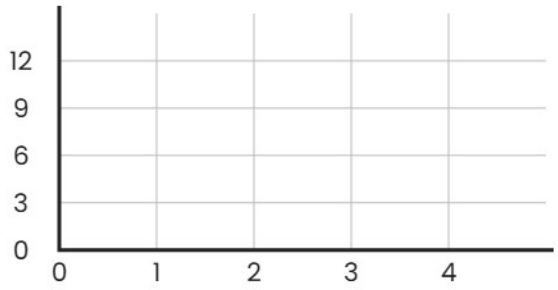

---

2 **A car drives at a steady speed of 65 miles per hour. Plot the pairs from the table on the grid: (1, 65), (2, 130), (3, 195), (4, 260).**

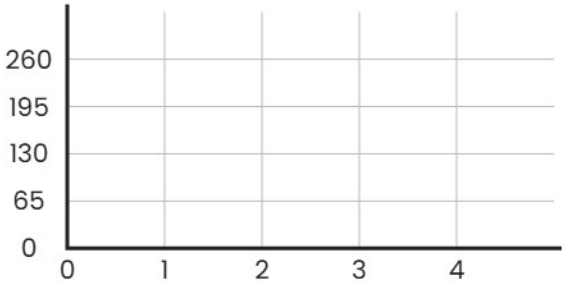

---

3 **Leo earns 15 every hour he works. Plot the pairs from the table on the grid: (1, 15), (2, 30), (3, 45), (4, 60).**

