Math Practice - Grade 5

M8 Divide unit fractions and whole numbers - Divide a unit fraction by a whole number

M8 5.NF.B.7, 5.NF.B.7a, 5.NF.B.7b, 5.NF.B.7c

Name: _____ Date: _____

Divide. Write the answer in the box.

Example: Divide.

How: Sharing a fraction makes smaller pieces. Split the fraction into as many equal parts as the whole number, and each part is the answer.

$\frac{1}{12} \quad / \quad 8 \quad = \quad \frac{1}{96}$



1

$\frac{1}{9} \quad / \quad 5 \quad = \quad \frac{\square}{\square}$

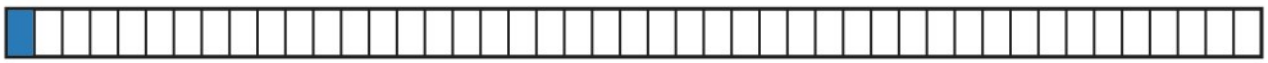

2

$\frac{1}{10} \quad / \quad 6 \quad = \quad \frac{\square}{\square}$

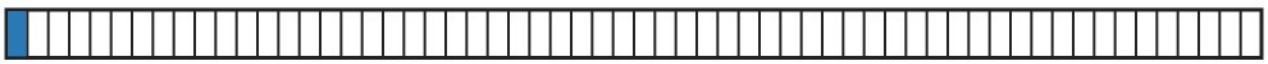

3

$\frac{1}{11} \quad / \quad 4 \quad = \quad \frac{\square}{\square}$

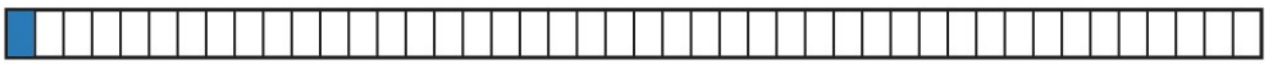

Math Practice - Grade 5

M8 Divide unit fractions and whole numbers - Divide a unit fraction by a whole number

M8 5.NF.B.7, 5.NF.B.7a, 5.NF.B.7b, 5.NF.B.7c

Name: _____ Date: _____

Divide. Write the answer in the box.

Example: Divide.

How: Sharing a fraction makes smaller pieces. Split the fraction into as many equal parts as the whole number, and each part is the answer.

$\frac{1}{12} \quad / \quad 5 \quad = \quad \frac{1}{60}$



1

$\frac{1}{9} \quad / \quad 6 \quad = \quad \frac{\square}{\square}$

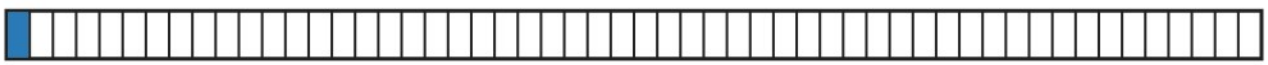

2

$\frac{1}{10} \quad / \quad 9 \quad = \quad \frac{\square}{\square}$



3

$\frac{1}{9} \quad / \quad 5 \quad = \quad \frac{\square}{\square}$

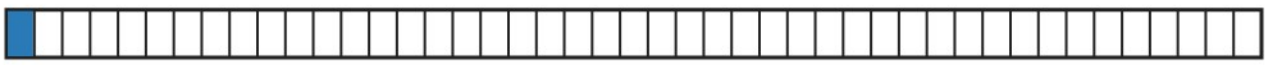

Math Practice - Grade 5

M8 Divide unit fractions and whole numbers - Divide a unit fraction by a whole number

M8 5.NF.B.7, 5.NF.B.7a, 5.NF.B.7b, 5.NF.B.7c

Name: _____ Date: _____

Divide. Write the answer in the box.

Example: Divide.

How: Sharing a fraction makes smaller pieces. Split the fraction into as many equal parts as the whole number, and each part is the answer.

$\frac{1}{9} \quad / \quad 6 \quad = \quad \frac{1}{54}$



1

$$\frac{1}{8} \quad / \quad 8 \quad = \quad \frac{\square}{\square}$$



2

$$\frac{1}{10} \quad / \quad 8 \quad = \quad \frac{\square}{\square}$$



3

$$\frac{1}{9} \quad / \quad 4 \quad = \quad \frac{\square}{\square}$$

