Math Practice - Grade 4

M7 Equivalent fractions and comparing fractions - Equivalent bars

M7 4.NF.A.1, 4.NF.A.2

Name: _____ Date: _____

The two bars show the same shaded length. Write the fraction for the second bar.

Example: The two bars show the same shaded length. Write the fraction for the second bar.

How: The shaded length is the same, so the fractions are equal. Count the shaded parts over all the parts in the second bar.

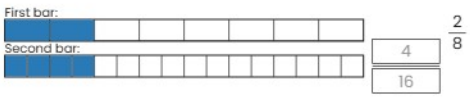

1

First bar:



Second bar:



$\frac{4}{5}$

2

First bar:



Second bar:



$\frac{2}{4}$

3

First bar:



Second bar:



$\frac{7}{8}$

Math Practice - Grade 4

M7 Equivalent fractions and comparing fractions - Equivalent bars

M7 4.NF.A.1, 4.NF.A.2

Name: _____ Date: _____

The two bars show the same shaded length. Write the fraction for the second bar.

Example: The two bars show the same shaded length. Write the fraction for the second bar.

How: The shaded length is the same, so the fractions are equal. Count the shaded parts over all the parts in the second bar.



1

First bar:



Second bar:



$\frac{2}{4}$

2

First bar:

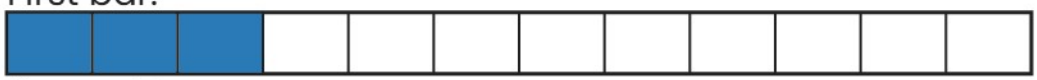

Second bar:



$\frac{3}{12}$

3

First bar:



Second bar:



$\frac{1}{2}$

Math Practice - Grade 4

M7 Equivalent fractions and comparing fractions - Equivalent bars

M7 4.NF.A.1, 4.NF.A.2

Name: _____ Date: _____

The two bars show the same shaded length. Write the fraction for the second bar.

Example: The two bars show the same shaded length. Write the fraction for the second bar.

How: The shaded length is the same, so the fractions are equal. Count the shaded parts over all the parts in the second bar.



1

First bar:



Second bar:



$\frac{2}{3}$

2

First bar:



Second bar:



$\frac{7}{10}$

3

First bar:

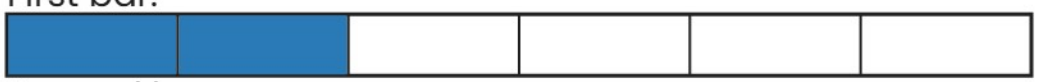

Second bar:



$\frac{2}{6}$