Math Practice - Grade 4

M6 Multi digit division with remainders - Long division, no remainder

M6 4.NBT.B.6

Name: _____ Date: _____

Divide. The divisor goes in evenly, so there is no remainder.

Example: Divide. The divisor goes in evenly.

How: Divide the largest place first. Bring down the next digit and repeat. When nothing is left, the remainder is 0.



1

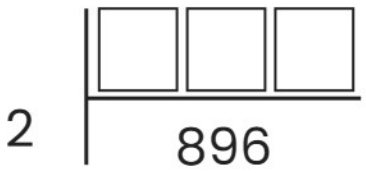

2

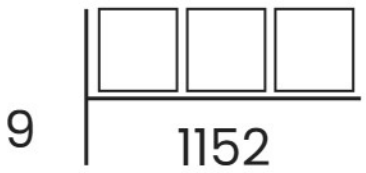

3

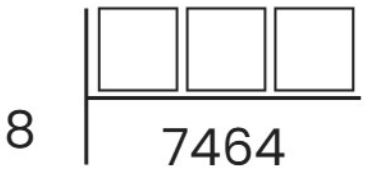

Math Practice - Grade 4

M6 Multi digit division with remainders - Long division, no remainder

M6 4.NBT.B.6

Name: _____ Date: _____

Divide. The divisor goes in evenly, so there is no remainder.

Example: Divide. The divisor goes in evenly.

How: Divide the largest place first. Bring down the next digit and repeat. When nothing is left, the remainder is 0.

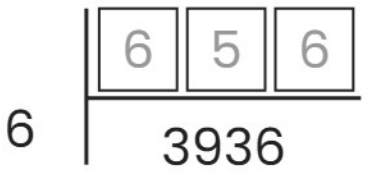

1

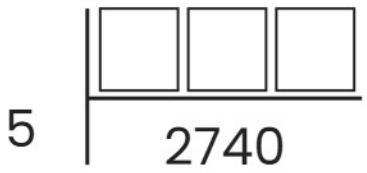

2

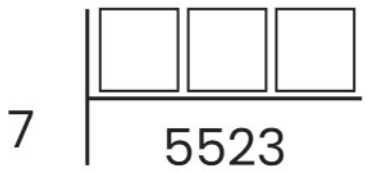

3

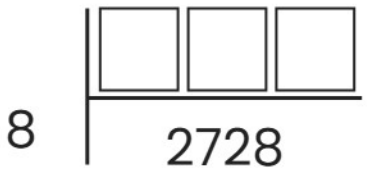

Math Practice - Grade 4

M6 Multi digit division with remainders - Long division, no remainder

M6 4.NBT.B.6

Name: _____ Date: _____

Divide. The divisor goes in evenly, so there is no remainder.

Example: Divide. The divisor goes in evenly.

How: Divide the largest place first. Bring down the next digit and repeat. When nothing is left, the remainder is 0.

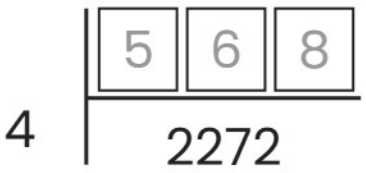

1

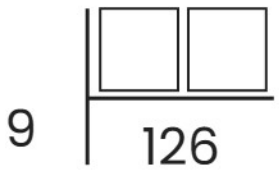

2

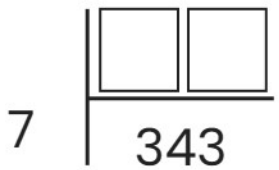

3

