Math Practice - Grade 4

M5 Multi digit multiplication - Area model

M5 4.NBT.B.5

Name: _____ Date: _____

Write the partial product in each part of the area model. Add them to find the total.

Example: Write the partial product in each part of the area model. Add them to find the total.

How: Split both numbers into tens and ones. Each rectangle is one partial product: tens by tens, tens by ones, and so on.

	40	3
10	400	280
7	30	21

Total: 731

1

	80	3
30		
6		

Total: ☐

2

	30	5
90		
1		

Total: ☐

Math Practice - Grade 4

M5 Multi digit multiplication - Area model

M5 4.NBT.B.5

Name: _____ Date: _____

Write the partial product in each part of the area model. Add them to find the total.

Example: Write the partial product in each part of the area model. Add them to find the total.

How: Split both numbers into tens and ones. Each rectangle is one partial product: tens by tens, tens by ones, and so on.



1



Total: ☐

2

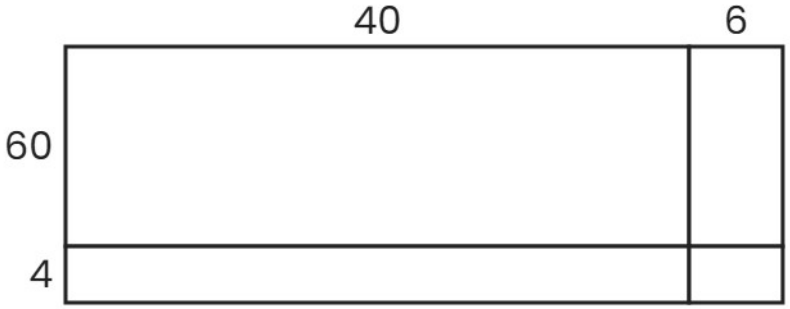

Total: ☐

Math Practice - Grade 4

M5 Multi digit multiplication - Area model

M5 4.NBT.B.5

Name: _____ Date: _____

Write the partial product in each part of the area model. Add them to find the total.

Example: Write the partial product in each part of the area model. Add them to find the total.

How: Split both numbers into tens and ones. Each rectangle is one partial product: tens by tens, tens by ones, and so on.



1

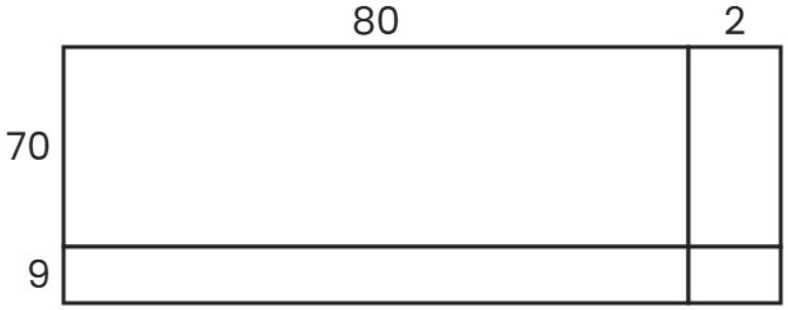

Total: ☐

2

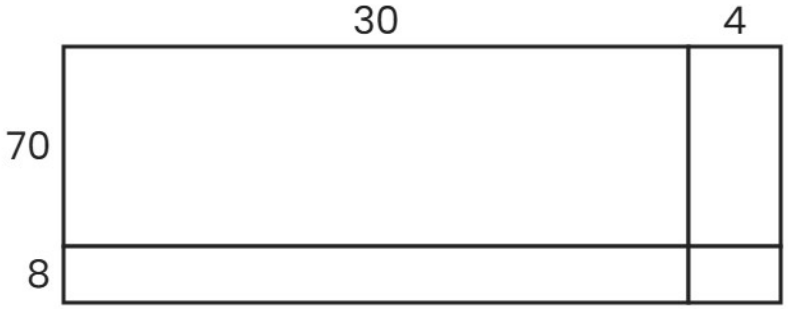

Total: ☐