Math Practice - Grade 4

M13 Angles and geometry - Parallel, perpendicular, intersecting

M13 4.MD.C.5, 4.MD.C.5a, 4.MD.C.5b, 4.MD.C.6, 4.MD.C.7, 4.G.A.1, 4.G.A.2, 4.G.A.3

Name: _____ Date: _____

What kind of lines are these? Circle the name.

Example: Circle the word that describes the lines.

How: Parallel lines never meet. Perpendicular lines meet at a right angle. Intersecting lines cross at any other angle.



Parallel

Perpendicular

Intersecting

1

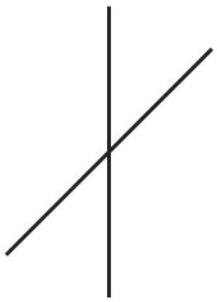

Parallel Perpendicular

Intersecting

2



Parallel Perpendicular

Intersecting

3

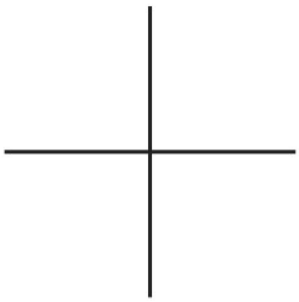

Parallel Perpendicular

Intersecting

Math Practice - Grade 4

M13 Angles and geometry - Parallel, perpendicular, intersecting

M13 4.MD.C.5, 4.MD.C.5a, 4.MD.C.5b, 4.MD.C.6, 4.MD.C.7, 4.G.A.1, 4.G.A.2, 4.G.A.3

Name: _____ Date: _____

What kind of lines are these? Circle the name.

Example: Circle the word that describes the lines.

How: Parallel lines never meet. Perpendicular lines meet at a right angle. Intersecting lines cross at any other angle.



Parallel

Perpendicular

Intersecting

1



Parallel Perpendicular

Intersecting

2

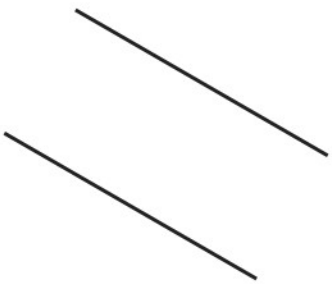

Parallel Perpendicular

Intersecting

3

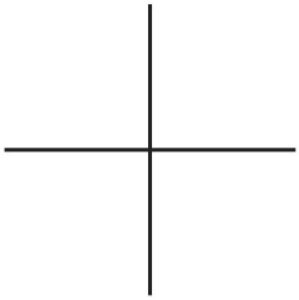

Parallel Perpendicular

Intersecting

Math Practice - Grade 4

M13 Angles and geometry - Parallel, perpendicular, intersecting

M13 4.MD.C.5, 4.MD.C.5a, 4.MD.C.5b, 4.MD.C.6, 4.MD.C.7, 4.G.A.1, 4.G.A.2, 4.G.A.3

Name: _____ Date: _____

What kind of lines are these? Circle the name.

Example: Circle the word that describes the lines.

How: Parallel lines never meet. Perpendicular lines meet at a right angle. Intersecting lines cross at any other angle.



Parallel

Perpendicular

(Intersecting)

1

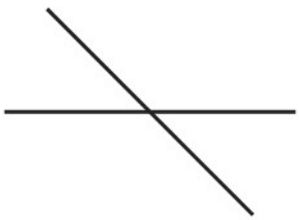

Parallel Perpendicular

Intersecting

2



Parallel Perpendicular

Intersecting

3



Parallel Perpendicular

Intersecting