Math Practice - Grade 4

M13 Angles and geometry - Name an angle

M13 4.MD.C.5, 4.MD.C.5a, 4.MD.C.5b, 4.MD.C.6, 4.MD.C.7, 4.G.A.1, 4.G.A.2, 4.G.A.3

Name: _____ Date: _____

Is the angle acute, right, obtuse, or straight? Circle the name.

Example: Circle the name of the angle.

How: Acute is smaller than a right angle, right is exactly 90 degrees, obtuse is bigger than a right angle but smaller than a straight angle, and straight is 180 degrees.

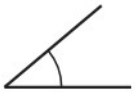

Acute Right Obtuse Straight

1

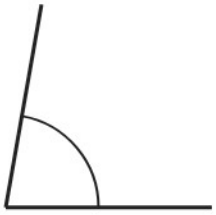

Acute Right Obtuse Straight

2

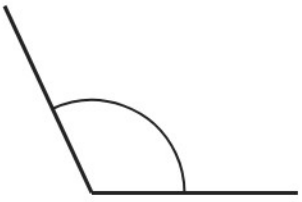

Acute Right Obtuse Straight

3

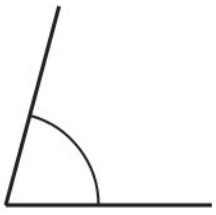

Acute Right Obtuse Straight

Math Practice - Grade 4

M13 Angles and geometry - Name an angle

M13 4.MD.C.5, 4.MD.C.5a, 4.MD.C.5b, 4.MD.C.6, 4.MD.C.7, 4.G.A.1, 4.G.A.2, 4.G.A.3

Name: _____ Date: _____

Is the angle acute, right, obtuse, or straight? Circle the name.

Example: Circle the name of the angle.

How: Acute is smaller than a right angle, right is exactly 90 degrees, obtuse is bigger than a right angle but smaller than a straight angle, and straight is 180 degrees.



Acute Right Obtuse Straight

1

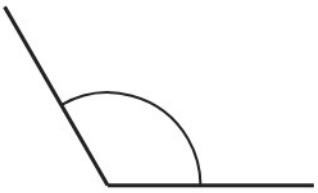

Acute Right Obtuse Straight

2

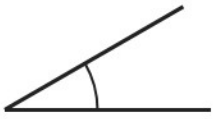

Acute Right Obtuse Straight

3

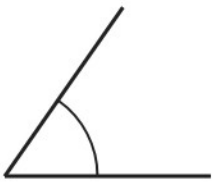

Acute Right Obtuse Straight

Math Practice - Grade 4

M13 Angles and geometry - Name an angle

M13 4.MD.C.5, 4.MD.C.5a, 4.MD.C.5b, 4.MD.C.6, 4.MD.C.7, 4.G.A.1, 4.G.A.2, 4.G.A.3

Name: _____ Date: _____

Is the angle acute, right, obtuse, or straight? Circle the name.

Example: Circle the name of the angle.

How: Acute is smaller than a right angle, right is exactly 90 degrees, obtuse is bigger than a right angle but smaller than a straight angle, and straight is 180 degrees.

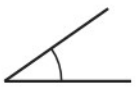

Acute Right Obtuse Straight

1



Acute Right Obtuse Straight

2



Acute Right Obtuse Straight

3

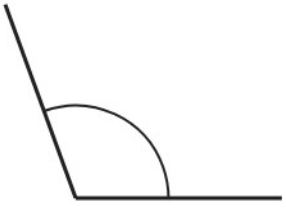

Acute Right Obtuse Straight