Math Practice - Grade 4

M13 Angles and geometry - Measure with the protractor

M13 4.MD.C.5, 4.MD.C.5a, 4.MD.C.5b, 4.MD.C.6, 4.MD.C.7, 4.G.A.1, 4.G.A.2, 4.G.A.3

Name: _____ Date: _____

Use the protractor to measure the angle. Write the answer in the box.

Example: Use the protractor to measure the angle.

How: Use the protractor drawn on the angle. Its centre is on the vertex and one ray lines up with 0. Read the scale where the other ray crosses it.

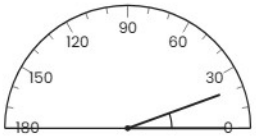

Angle = 20 degrees

1

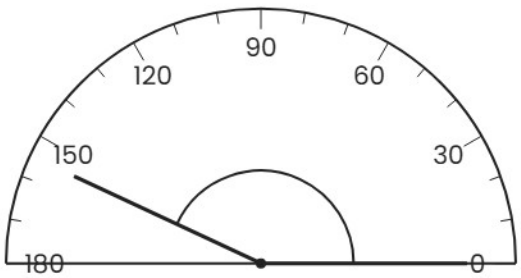

Angle = _____ degrees

2

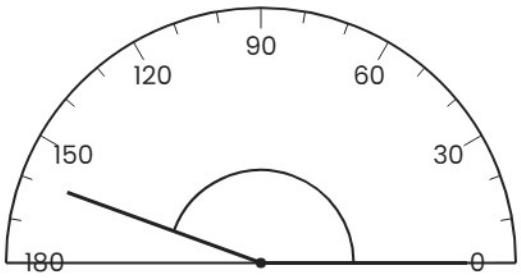

Angle = _____ degrees

3

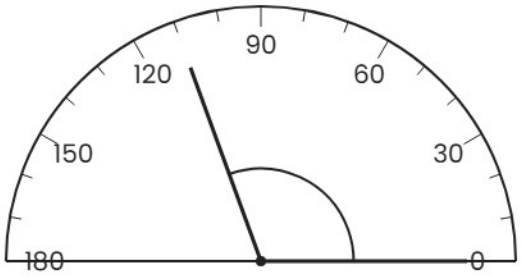

Angle = _____ degrees

Math Practice - Grade 4

M13 Angles and geometry - Measure with the protractor

M13 4.MD.C.5, 4.MD.C.5a, 4.MD.C.5b, 4.MD.C.6, 4.MD.C.7, 4.G.A.1, 4.G.A.2, 4.G.A.3

Name: _____ Date: _____

Use the protractor to measure the angle. Write the answer in the box.

Example: Use the protractor to measure the angle.

How: Use the protractor drawn on the angle. Its centre is on the vertex and one ray lines up with 0. Read the scale where the other ray crosses it.

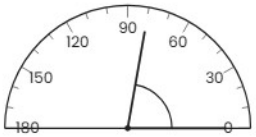

Angle = 80 degrees

1

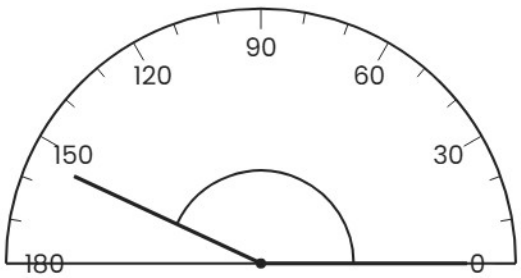

Angle = _____ degrees

2

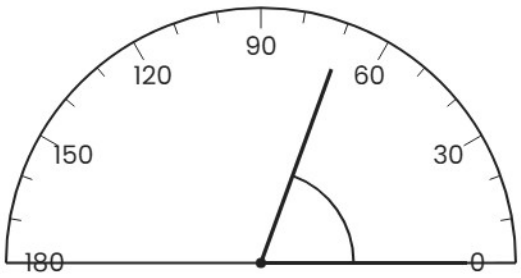

Angle = _____ degrees

3

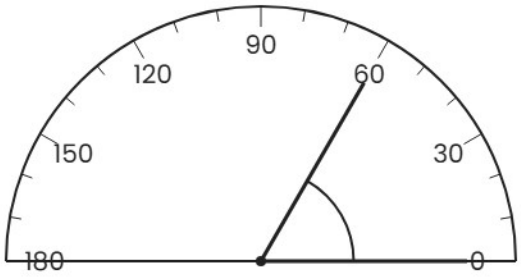

Angle = _____ degrees

Math Practice - Grade 4

M13 Angles and geometry - Measure with the protractor

M13 4.MD.C.5, 4.MD.C.5a, 4.MD.C.5b, 4.MD.C.6, 4.MD.C.7, 4.G.A.1, 4.G.A.2, 4.G.A.3

Name: _____ Date: _____

Use the protractor to measure the angle. Write the answer in the box.

Example: Use the protractor to measure the angle.

How: Use the protractor drawn on the angle. Its centre is on the vertex and one ray lines up with 0. Read the scale where the other ray crosses it.

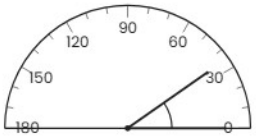

Angle = 35 degrees

1

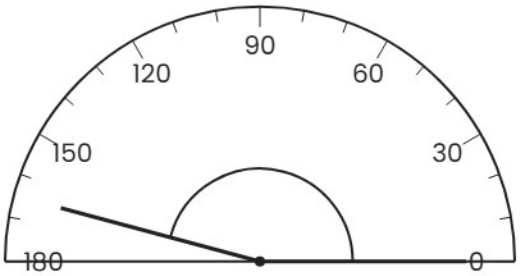

Angle = _____ degrees

2

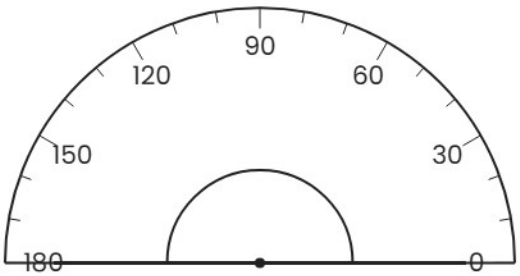

Angle = _____ degrees

3

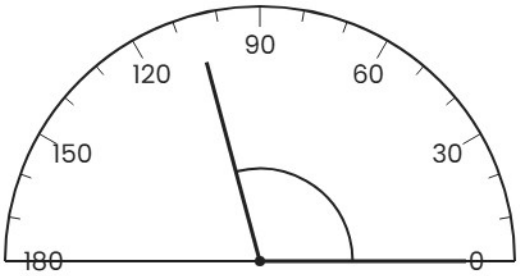

Angle = _____ degrees