Math Practice - Grade 4

M12 Area, perimeter, and line plots - Perimeter of a rectangle

M12 4.MD.A.3, 4.MD.B.4

Name: _____ Date: _____

Add all the side lengths to find the perimeter.

Example: Find the perimeter of the rectangle.

How: Perimeter is the distance round the shape. Add every side, and do not leave one out.

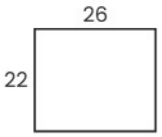

Perimeter = 96 units

1

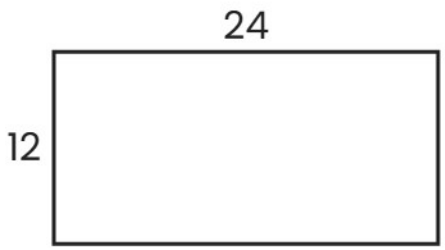

Perimeter = _____ units

2

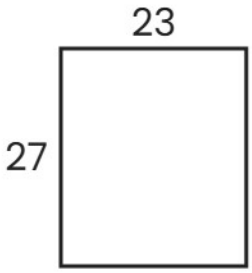

Perimeter = _____ units

3

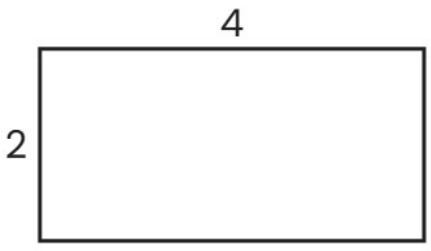

Perimeter = _____ units

Math Practice - Grade 4

M12 Area, perimeter, and line plots - Perimeter of a rectangle

M12 4.MD.A.3, 4.MD.B.4

Name: _____ Date: _____

Add all the side lengths to find the perimeter.

Example: Find the perimeter of the rectangle.

How: Perimeter is the distance round the shape. Add every side, and do not leave one out.

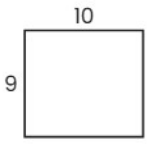

Perimeter = 38 units

1

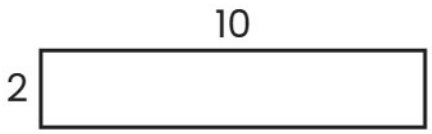

Perimeter = _____ units

2

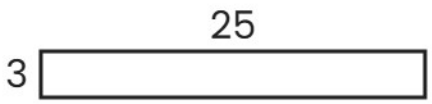

Perimeter = _____ units

3



Perimeter = _____ units

Math Practice - Grade 4

M12 Area, perimeter, and line plots - Perimeter of a rectangle

M12 4.MD.A.3, 4.MD.B.4

Name: _____ Date: _____

Add all the side lengths to find the perimeter.

Example: Find the perimeter of the rectangle.

How: Perimeter is the distance round the shape. Add every side, and do not leave one out.



Perimeter = 34 units

1

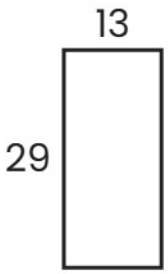

Perimeter = _____ units

2

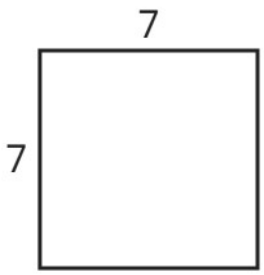

Perimeter = _____ units

3

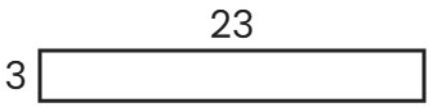

Perimeter = _____ units