Math Practice - Grade 4

M12 Area, perimeter, and line plots - Line plots with fractions

M12 4.MD.A.3, 4.MD.B.4

Name: _____ Date: _____

Read the line plot. Answer the question.

Example: How many measurements are 3/8?

How: Each X stands for one measurement. Count the Xs above a mark to find how many have that length.



---

1 **How many measurements are shown in all?**

Length (inches)

Answer: ☐

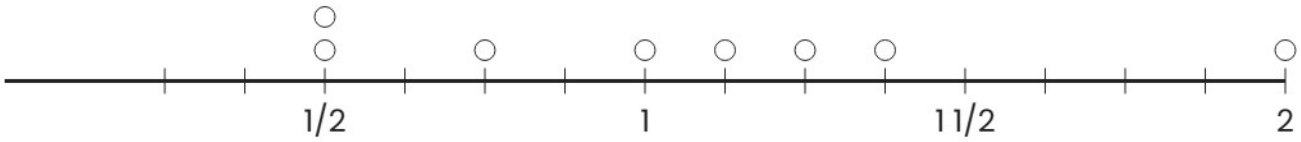

---

2 **How many measurements are shown in all?**

Length (inches)

Answer: ☐

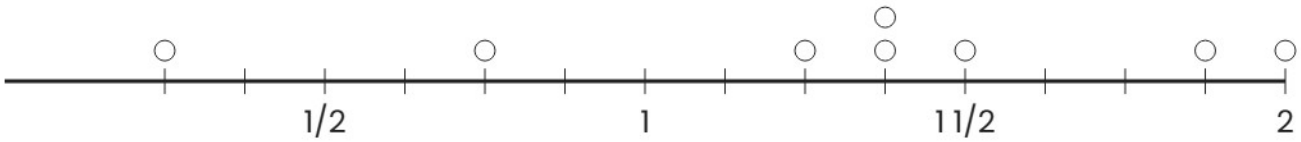

---

3 **How many measurements are shown in all?**

Length (inches)

Answer: ☐

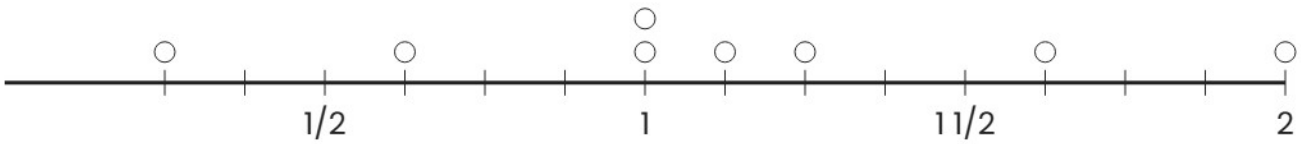

Math Practice - Grade 4

M12 Area, perimeter, and line plots - Line plots with fractions

M12 4.MD.A.3, 4.MD.B.4

Name: _____ Date: _____

Read the line plot. Answer the question.

Example: How many measurements are shown in all?

How: Each X stands for one measurement. Count the Xs above a mark to find how many have that length.



---

1 **How much longer is the longest length than the shortest length? Answer in eighths.**

Length (inches)

Answer: ☐

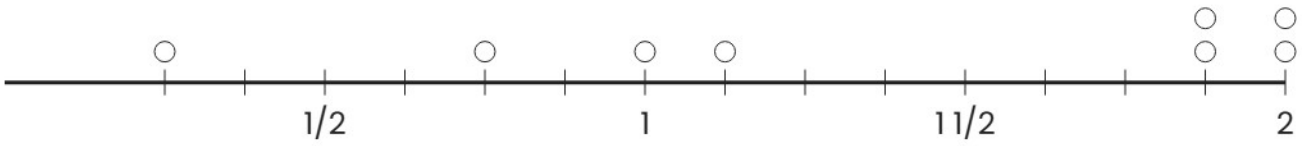

---

2 **How many measurements are 7/8?**

Length (inches)

Answer: ☐

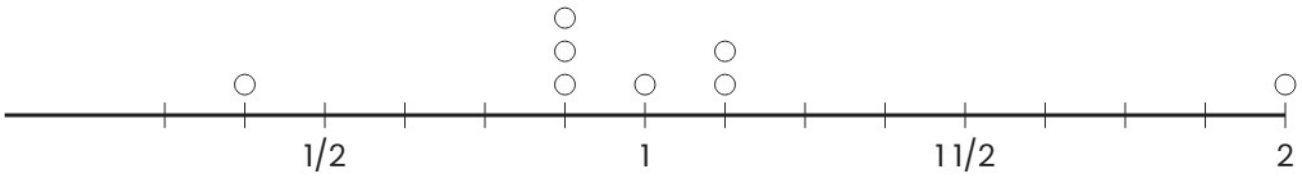

---

3 **How much longer is the longest length than the shortest length? Answer in eighths.**

Length (inches)

Answer: ☐

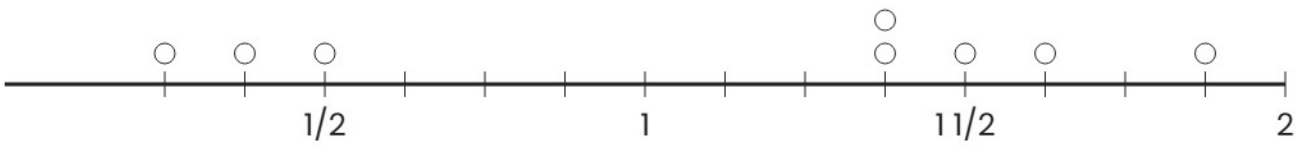

Math Practice - Grade 4

M12 Area, perimeter, and line plots - Line plots with fractions

M12 4.MD.A.3, 4.MD.B.4

Name: _____ Date: _____

Read the line plot. Answer the question.

Example: How many measurements are 1 7/8?

How: Each X stands for one measurement. Count the Xs above a mark to find how many have that length.



---

1 **How many measurements are 1/2?**

Length (inches)

Answer: ☐

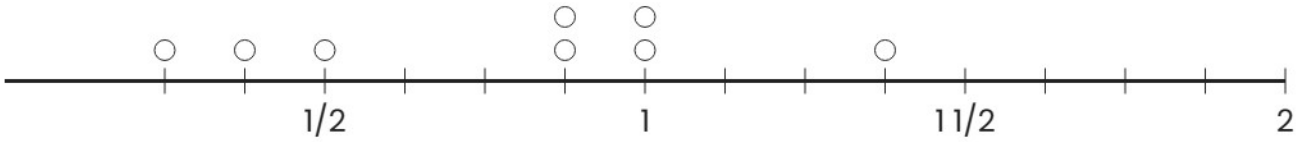

---

2 **How many measurements are 1 5/8?**

Length (inches)

Answer: ☐

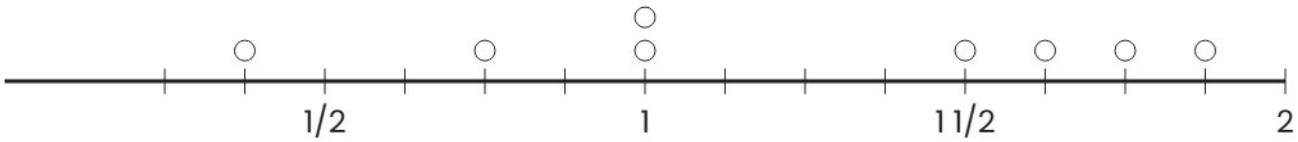

---

3 **How much longer is the longest length than the shortest length? Answer in eighths.**

Length (inches)

Answer: ☐

