Math Practice - Grade 4

M12 Area, perimeter, and line plots - Area of a rectangle

M12 4.MD.A.3, 4.MD.B.4

Name: _____ Date: _____

Multiply the side lengths to find the area.

Example: Find the area of the rectangle.

How: Area is length times width. Count the squares in one row and multiply by the number of rows.



Area = 130 square units

1

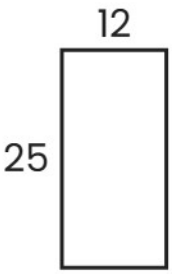

Area = _____ square units

2

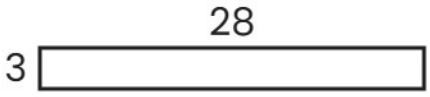

Area = _____ square units

3



Area = _____ square units

Math Practice - Grade 4

M12 Area, perimeter, and line plots - Area of a rectangle

M12 4.MD.A.3, 4.MD.B.4

Name: _____ Date: _____

Multiply the side lengths to find the area.

Example: Find the area of the rectangle.

How: Area is length times width. Count the squares in one row and multiply by the number of rows.

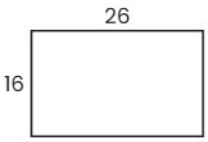

Area = 416 square units

1

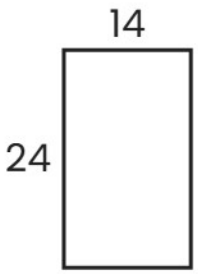

Area = _____ square units

2



Area = _____ square units

3



Area = _____ square units

Math Practice - Grade 4

M12 Area, perimeter, and line plots - Area of a rectangle

M12 4.MD.A.3, 4.MD.B.4

Name: _____ Date: _____

Multiply the side lengths to find the area.

Example: Find the area of the rectangle.

How: Area is length times width. Count the squares in one row and multiply by the number of rows.



Area = 336 square units

1

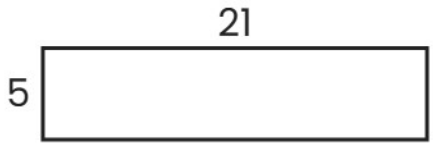

Area = _____ square units

2

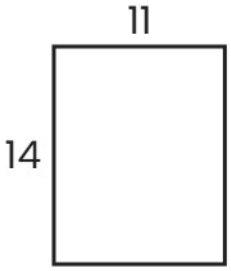

Area = _____ square units

3

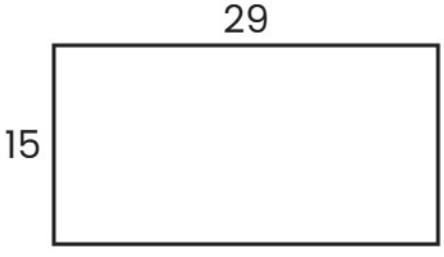

Area = _____ square units