Math Practice - Grade 4

M10 Fractions and decimals - Decimals on a number line

M10 4.NF.C.5, 4.NF.C.6, 4.NF.C.7

Name: _____ Date: _____

Mark the decimal on the number line.

Example: Mark 0.56 on the number line.

How: The line from 0 to 1 is split into tenths. Count the tenths, then a little more for the hundredths.

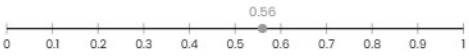

1 **Mark 0.52 on the number line.**

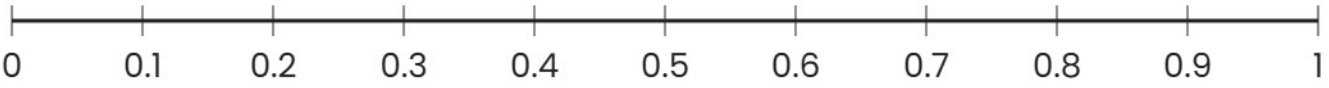

2 **Mark 0.60 on the number line.**

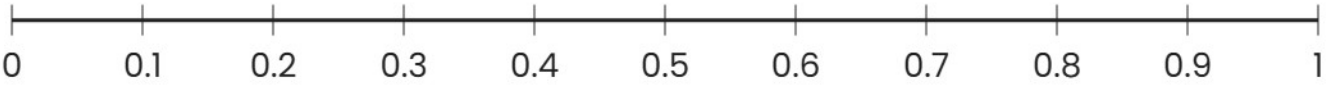

3 **Mark 0.95 on the number line.**

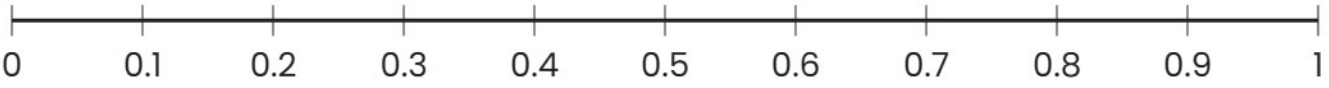

Math Practice - Grade 4

M10 Fractions and decimals - Decimals on a number line

M10 4.NF.C.5, 4.NF.C.6, 4.NF.C.7

Name: _____ Date: _____

Mark the decimal on the number line.

Example: Mark 0.62 on the number line.

How: The line from 0 to 1 is split into tenths. Count the tenths, then a little more for the hundredths.

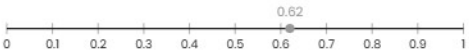

1 **Mark 0.26 on the number line.**

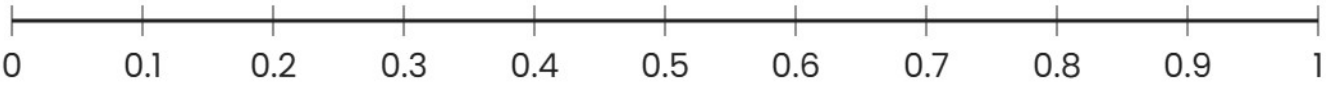

2 **Mark 0.95 on the number line.**



3 **Mark 0.79 on the number line.**

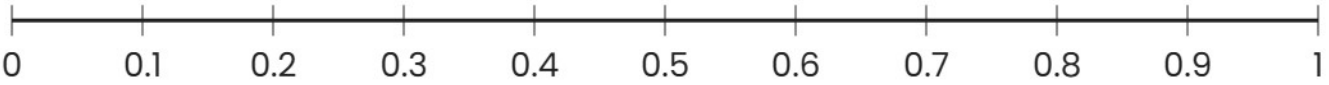

Math Practice - Grade 4

M10 Fractions and decimals - Decimals on a number line

M10 4.NF.C.5, 4.NF.C.6, 4.NF.C.7

Name: _____ Date: _____

Mark the decimal on the number line.

Example: Mark 0.57 on the number line.

How: The line from 0 to 1 is split into tenths. Count the tenths, then a little more for the hundredths.



1 **Mark 0.32 on the number line.**

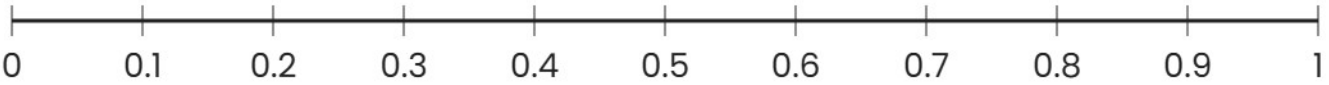

2 **Mark 0.48 on the number line.**



3 **Mark 0.67 on the number line.**

