Math Practice - Grade 3

M7 Fractions as numbers - Fractions on a number line

M7 3.NF.A.1, 3.NF.A.2, 3.NF.A.2a, 3.NF.A.2b

Name: _____ Date: _____

Mark the fraction on the number line.

Example: Mark 0/2 on the number line.

How: The line from 0 to 1 is split into equal parts. Count that many steps from 0 to find the fraction.



Answer: 0/2

---

1 **Mark 4/6 on the number line.**

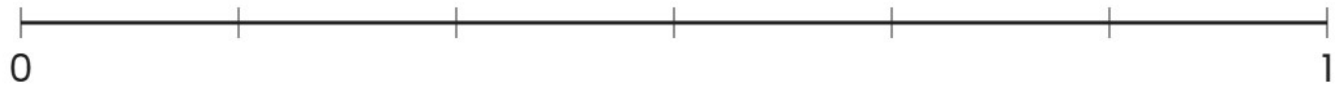

---

2 **Mark 4/4 on the number line.**



---

3 **Mark 5/8 on the number line.**

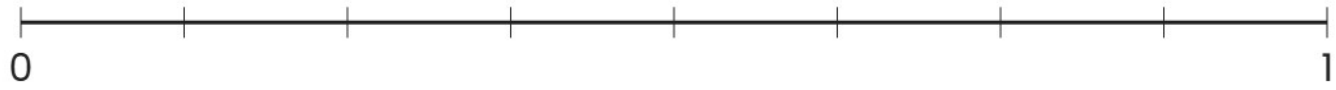

Math Practice - Grade 3

M7 Fractions as numbers - Fractions on a number line

M7 3.NF.A.1, 3.NF.A.2, 3.NF.A.2a, 3.NF.A.2b

Name: _____ Date: _____

Mark the fraction on the number line.

Example: Mark 2/4 on the number line.

How: The line from 0 to 1 is split into equal parts. Count that many steps from 0 to find the fraction.



Answer: 2/4

---

1 **Mark 2/2 on the number line.**

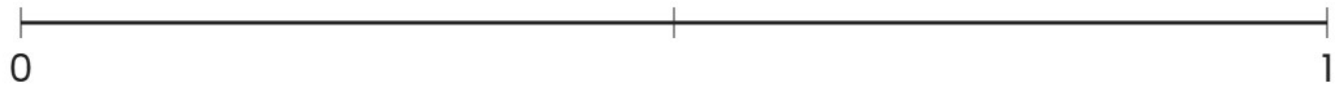

---

2 **Mark 3/3 on the number line.**



---

3 **Mark 5/6 on the number line.**

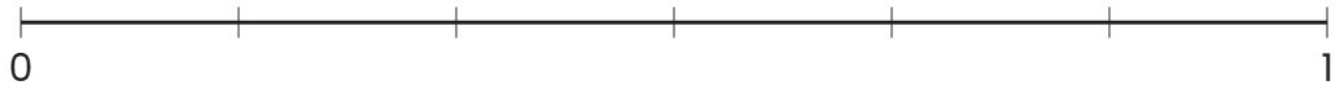

Math Practice - Grade 3

M7 Fractions as numbers - Fractions on a number line

M7 3.NF.A.1, 3.NF.A.2, 3.NF.A.2a, 3.NF.A.2b

Name: _____ Date: _____

Mark the fraction on the number line.

Example: Mark 5/8 on the number line.

How: The line from 0 to 1 is split into equal parts. Count that many steps from 0 to find the fraction.

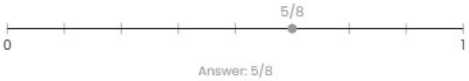

Answer: 5/8

---

1 **Mark 0/6 on the number line.**

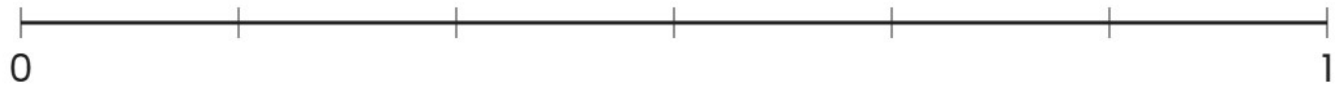

---

2 **Mark 4/4 on the number line.**

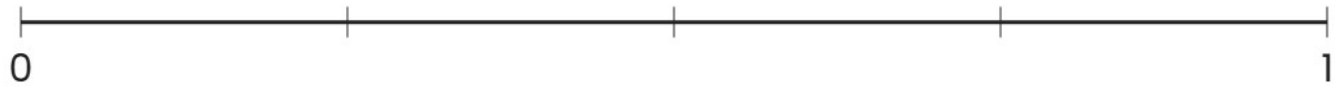

---

3 **Mark 2/6 on the number line.**

