Math Practice - Grade 3

M13 Shapes and equal shares - Name the quadrilaterals

M13 3.G.A.1, 3.G.A.2

Name: _____ Date: _____

Name this quadrilateral.

Example: Name this quadrilateral.

How: Look at the sides: equal sides and square corners, slanted sides, or one pair of parallel sides. The shape of the sides names it.



Name: parallelogram

1



Name: _____

2



Name: _____

3



Name: _____

Math Practice - Grade 3

M13 Shapes and equal shares - Name the quadrilaterals

M13 3.G.A.1, 3.G.A.2

Name: _____ Date: _____

Name this quadrilateral.

Example: Name this quadrilateral.

How: Look at the sides: equal sides and square corners, slanted sides, or one pair of parallel sides. The shape of the sides names it.



Name: rectangle

1



Name: _____

2



Name: _____

3



Name: _____

Math Practice - Grade 3

M13 Shapes and equal shares - Name the quadrilaterals

M13 3.G.A.1, 3.G.A.2

Name: _____ Date: _____

Name this quadrilateral.

Example: Name this quadrilateral.

How: Look at the sides: equal sides and square corners, slanted sides, or one pair of parallel sides. The shape of the sides names it.



Name: rhombus

1



Name: _____

2



Name: _____

3



Name: _____