Math Practice - Grade 3

M12 Perimeter, and area versus perimeter - Find a missing side

M12 3.MD.D.8

Name: _____ Date: _____

The perimeter is given. Find the missing side.

Example: The perimeter is 46. Find the missing side.

How: Add the sides you know, then subtract that total from the perimeter. What is left is the missing side.

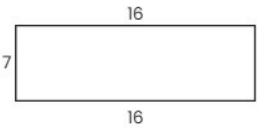

Missing side: 7

---

1 **The perimeter is 34. Find the missing side.**

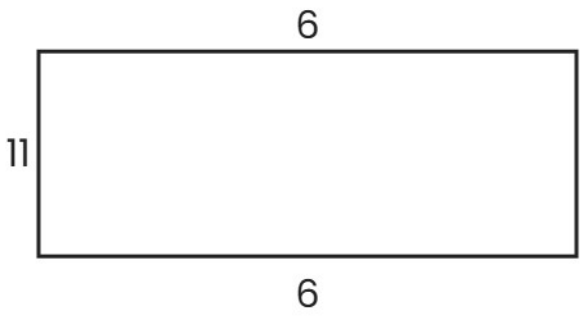

Missing side: _____

---

2 **The perimeter is 22. Find the missing side.**

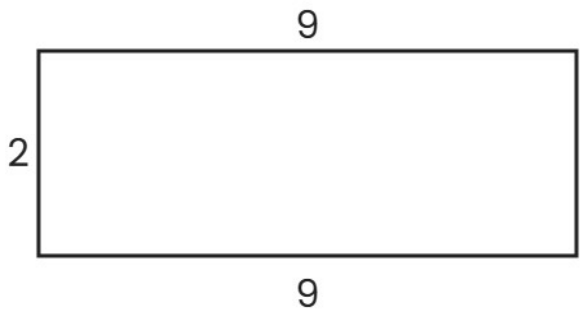

Missing side: _____

---

3 **The perimeter is 48. Find the missing side.**

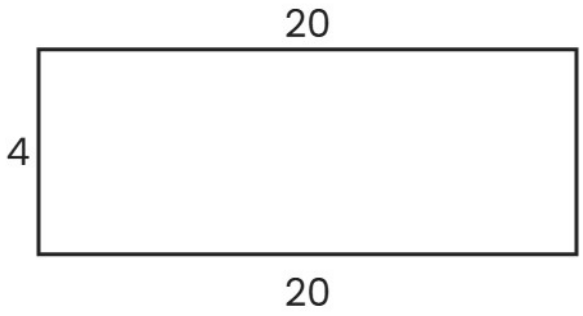

Missing side: _____

Math Practice - Grade 3

M12 Perimeter, and area versus perimeter - Find a missing side

M12 3.MD.D.8

Name: _____ Date: _____

The perimeter is given. Find the missing side.

Example: The perimeter is 46. Find the missing side.

How: Add the sides you know, then subtract that total from the perimeter. What is left is the missing side.

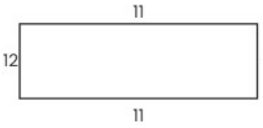

---

1 **The perimeter is 38. Find the missing side.**

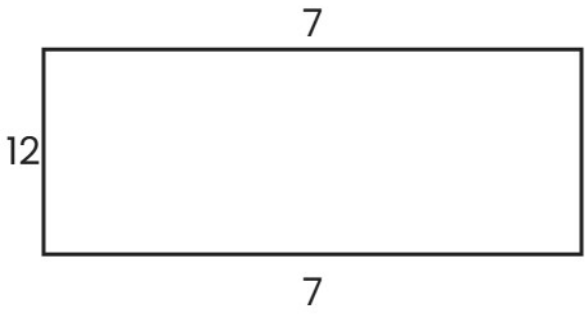

Missing side: ☐

---

2 **The perimeter is 18. Find the missing side.**



Missing side: ☐

---

3 **The perimeter is 28. Find the missing side.**



Missing side: ☐

Math Practice - Grade 3

M12 Perimeter, and area versus perimeter - Find a missing side

M12 3.MD.D.8

Name: _____ Date: _____

The perimeter is given. Find the missing side.

Example: The perimeter is 32. Find the missing side.

How: Add the sides you know, then subtract that total from the perimeter. What is left is the missing side.

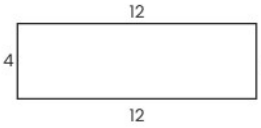

---

1 **The perimeter is 48. Find the missing side.**

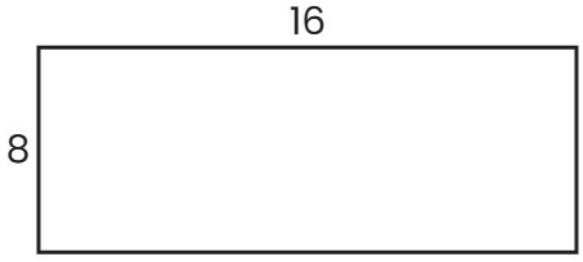

Missing side: ☐

---

2 **The perimeter is 28. Find the missing side.**

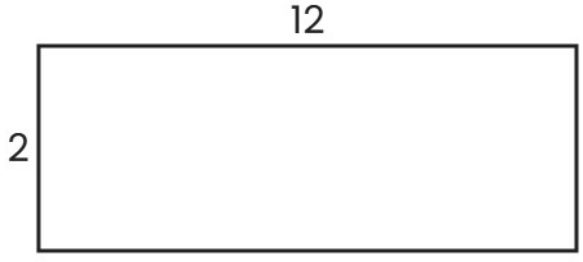

Missing side: ☐

---

3 **The perimeter is 40. Find the missing side.**

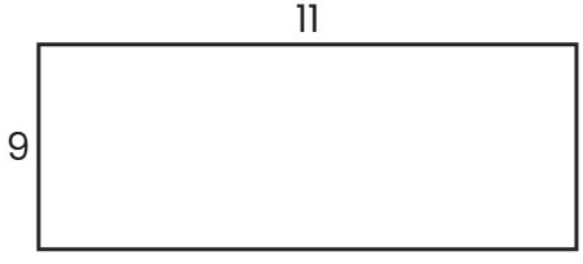

Missing side: ☐