Math Practice - Grade 3

M11 Area - Split an L shape

M11 3.MD.C.5, 3.MD.C.5a, 3.MD.C.5b, 3.MD.C.6, 3.MD.C.7, 3.MD.C.7a, 3.MD.C.7b, 3.MD.C.7c, 3.MD.C.7d

Name: _____ Date: _____

Split the shape into two rectangles. Add their areas.

Example: Split the shape into two rectangles. Add their areas.

How: Split the L into two rectangles that do not overlap. Find each area, then add them.



Top: 20
Bottom: 15
Total: 35

1



Top: ____

Bottom: ____

Total: ____

2

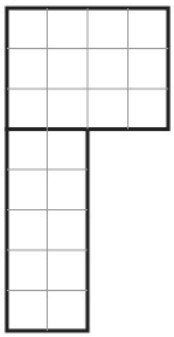

Top: ____

Bottom: ____

Total: ____

3



Top: ____

Bottom: ____

Total: ____

Math Practice - Grade 3

M11 Area - Split an L shape

M11 3.MD.C.5, 3.MD.C.5a, 3.MD.C.5b, 3.MD.C.6, 3.MD.C.7, 3.MD.C.7a, 3.MD.C.7b, 3.MD.C.7c, 3.MD.C.7d

Name: _____ Date: _____

Split the shape into two rectangles. Add their areas.

Example: Split the shape into two rectangles. Add their areas.

How: Split the L into two rectangles that do not overlap. Find each area, then add them.

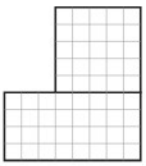

Top: 32

Bottom: 25

Total: 57

1

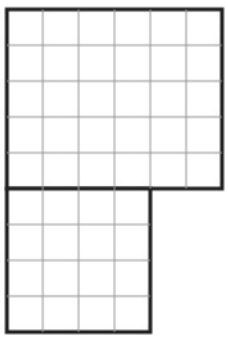

Top: ____

Bottom: ____

Total: ____

2

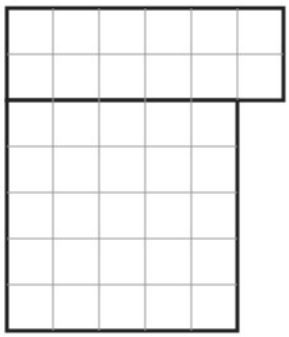

Top: ____

Bottom: ____

Total: ____

3



Top: ____

Bottom: ____

Total: ____

Math Practice - Grade 3

M11 Area - Split an L shape

M11 3.MD.C.5, 3.MD.C.5a, 3.MD.C.5b, 3.MD.C.6, 3.MD.C.7, 3.MD.C.7a, 3.MD.C.7b, 3.MD.C.7c, 3.MD.C.7d

Name: _____ Date: _____

Split the shape into two rectangles. Add their areas.

Example: Split the shape into two rectangles. Add their areas.

How: Split the L into two rectangles that do not overlap. Find each area, then add them.



Top: 15

Bottom: 12

Total: 27

1



Top: ____

Bottom: ____

Total: ____

2

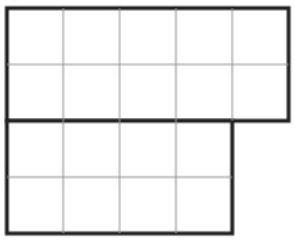

Top: ____

Bottom: ____

Total: ____

3

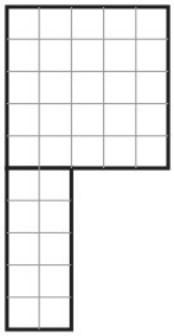

Top: ____

Bottom: ____

Total: ____