Math Practice - Grade 3

M10 Data: scaled graphs and line plots - Line plots

M10 3.MD.B.3, 3.MD.B.4

Name: _____ Date: _____

Read the line plot. Answer the question.

Example: How many more pencils are 1 1/4 long than 2 long?

How: Each X stands for one measurement. Count the Xs above a mark to find how many have that length.

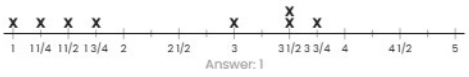

---

1 **How many pencils are 4 long?**

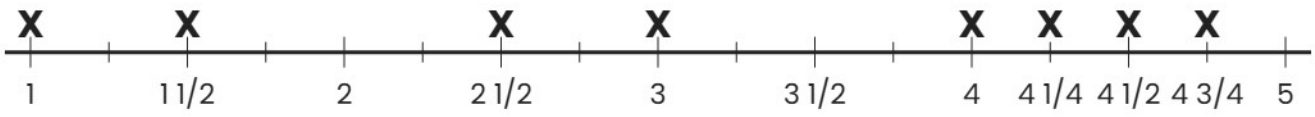

---

2 **How many pencils are 4 3/4 long?**

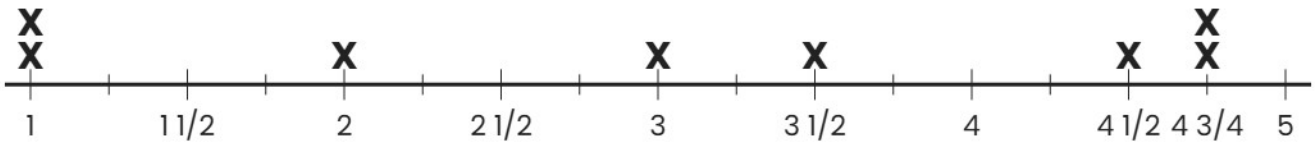

---

3 **How many more pencils are 1 long than 4 long?**

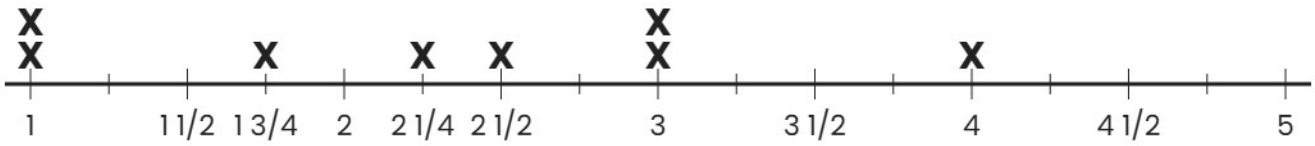

Math Practice - Grade 3

M10 Data: scaled graphs and line plots - Line plots

M10 3.MD.B.3, 3.MD.B.4

Name: _____ Date: _____

Read the line plot. Answer the question.

Example: How many more pencils are 3 3/4 long than 4 3/4 long?

How: Each X stands for one measurement. Count the Xs above a mark to find how many have that length.

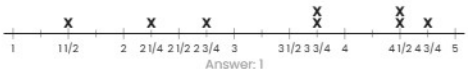

Answer: 1

---

1 **How many more pencils are 3 3/4 long than 4 3/4 long?**

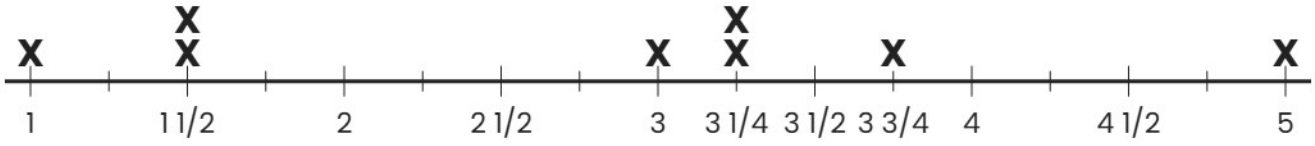

---

2 **How many pencils are 4 3/4 long?**

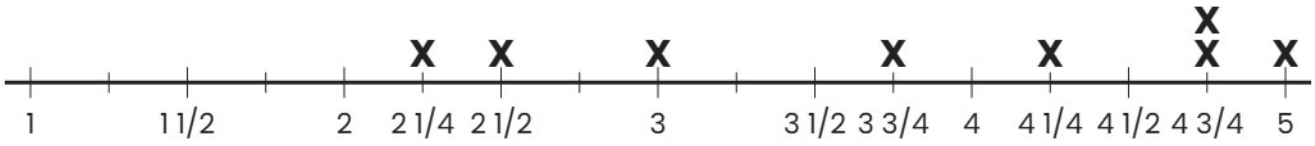

---

3 **How many pencils are there in all?**



Math Practice - Grade 3

M10 Data: scaled graphs and line plots - Line plots

M10 3.MD.B.3, 3.MD.B.4

Name: _____ Date: _____

Read the line plot. Answer the question.

Example: How many more pencils are 4 1/2 long than 2 1/4 long?

How: Each X stands for one measurement. Count the Xs above a mark to find how many have that length.

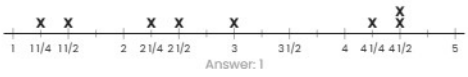

---

1 How many pencils are there in all?



---

2 How many more pencils are 4 1/4 long than 4 long?

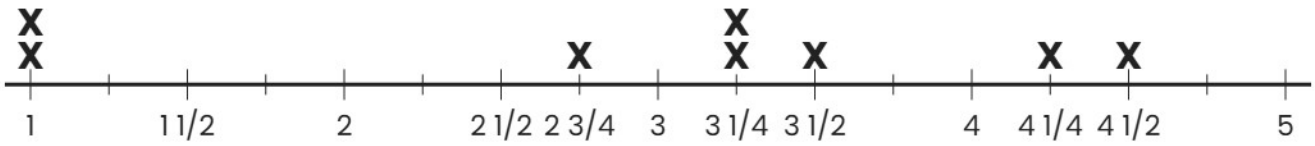

---

3 How many pencils are there in all?

