# Math Practice - Grade 2

## M7 Measuring length and the number line - Measure the length

M7 2.MD.A.1, 2.MD.A.2, 2.MD.A.3, 2.MD.A.4, 2.MD.B.5, 2.MD.B.6

Name: _____ Date: _____

How long is it? Write the length.

**Example: How long is the bar? Write the length in inches.**

How: Line the object up at 0 on the ruler. Read the number where the object ends.

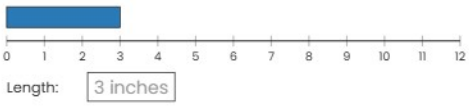


---

**1** **How long is the bar? Write the length in inches.**




Length: ☐

---

**2** **How long is the bar? Write the length in inches.**

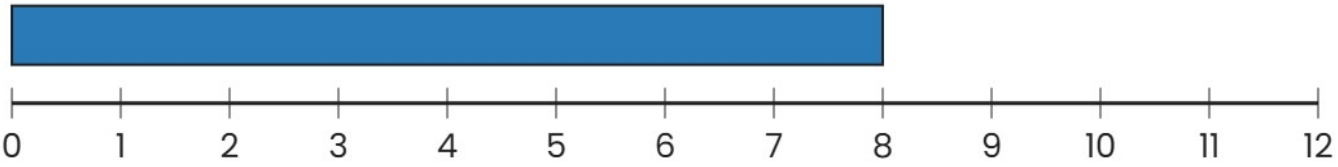


Length: ☐

---

**3** **How long is the bar? Write the length in inches.**

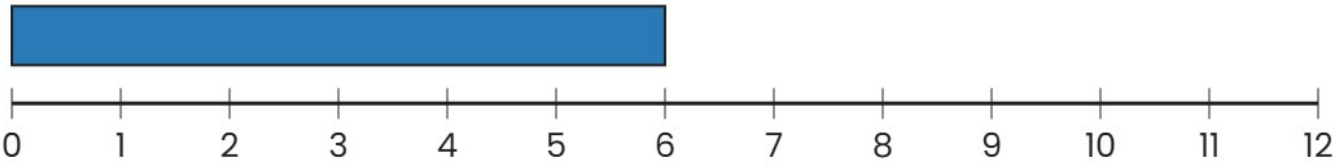


Length: ☐

# Math Practice - Grade 2

## M7 Measuring length and the number line - Measure the length

M7 2.MD.A.1, 2.MD.A.2, 2.MD.A.3, 2.MD.A.4, 2.MD.B.5, 2.MD.B.6

Name: _____ Date: _____

How long is it? Write the length.

**Example: How long is the bar? Write the length in inches.**

How: Line the object up at 0 on the ruler. Read the number where the object ends.

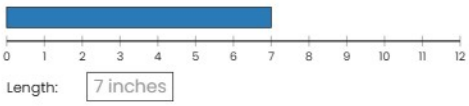


---

**1** **How long is the bar? Write the length in inches.**




Length: ☐

---

**2** **How long is the bar? Write the length in inches.**

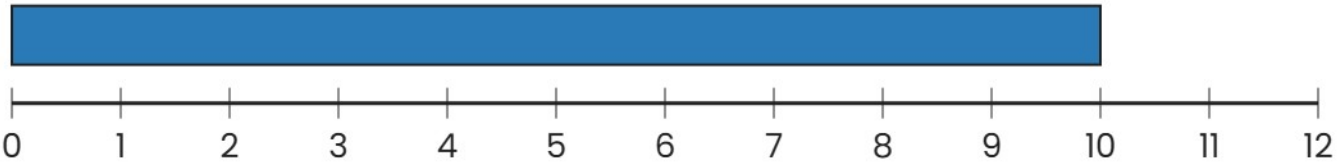


Length: ☐

---

**3** **How long is the bar? Write the length in inches.**




Length: ☐

# Math Practice - Grade 2

## M7 Measuring length and the number line - Measure the length

M7 2.MD.A.1, 2.MD.A.2, 2.MD.A.3, 2.MD.A.4, 2.MD.B.5, 2.MD.B.6

Name: _____ Date: _____

How long is it? Write the length.

**Example: How long is the bar? Write the length in inches.**

How: Line the object up at 0 on the ruler. Read the number where the object ends.

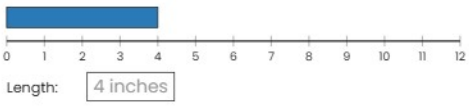


---

**1** **How long is the bar? Write the length in inches.**




Length: ☐

---

**2** **How long is the bar? Write the length in inches.**




Length: ☐

---

**3** **How long is the bar? Write the length in inches.**




Length: ☐