Math Practice - Grade 2

M7 Measuring length and the number line - Estimate then measure

M7 2.MD.A.1, 2.MD.A.2, 2.MD.A.3, 2.MD.A.4, 2.MD.B.5, 2.MD.B.6

Name: _____ Date: _____

Guess the length first, then measure it.

Example: Guess the length first, then measure it.

How: Guess the length first and write it down. Then measure with the ruler and write the real length.

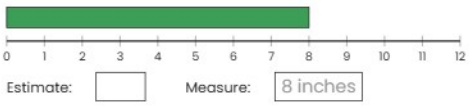

1



Estimate: Measure:

2

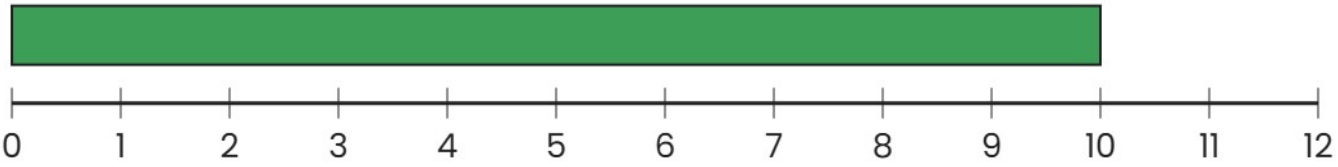

Estimate: Measure:

3

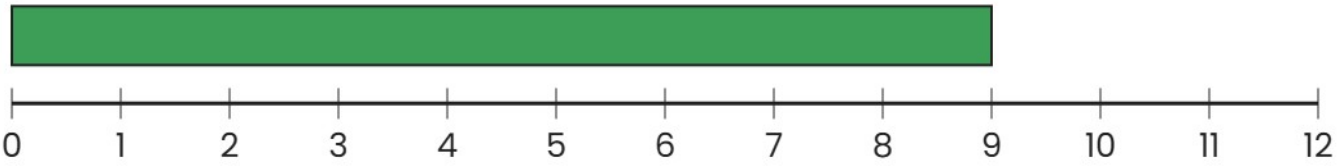

Estimate: Measure:

Math Practice - Grade 2

M7 Measuring length and the number line - Estimate then measure

M7 2.MD.A.1, 2.MD.A.2, 2.MD.A.3, 2.MD.A.4, 2.MD.B.5, 2.MD.B.6

Name: _____ Date: _____

Guess the length first, then measure it.

Example: Guess the length first, then measure it.

How: Guess the length first and write it down. Then measure with the ruler and write the real length.

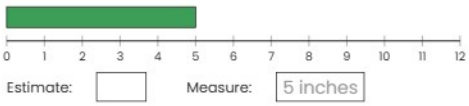

1



Estimate: _____ Measure: _____

2

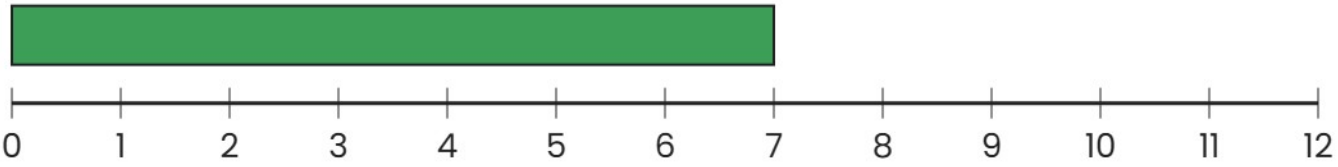

Estimate: _____ Measure: _____

3

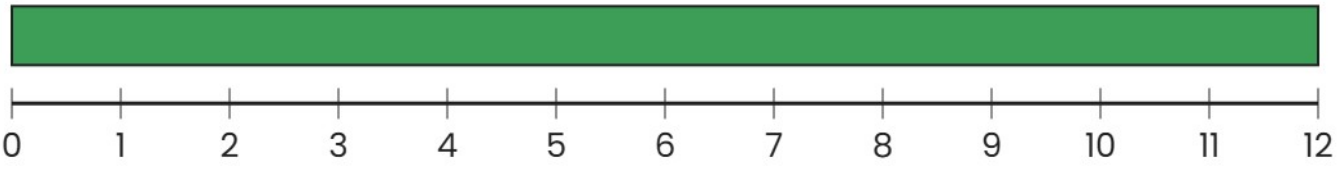

Estimate: _____ Measure: _____

Math Practice - Grade 2

M7 Measuring length and the number line - Estimate then measure

M7 2.MD.A.1, 2.MD.A.2, 2.MD.A.3, 2.MD.A.4, 2.MD.B.5, 2.MD.B.6

Name: _____ Date: _____

Guess the length first, then measure it.

Example: Guess the length first, then measure it.

How: Guess the length first and write it down. Then measure with the ruler and write the real length.

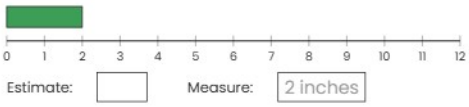

1



Estimate: _____ Measure: _____

2

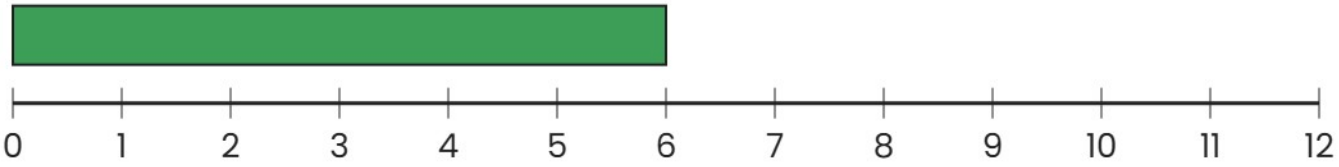

Estimate: _____ Measure: _____

3

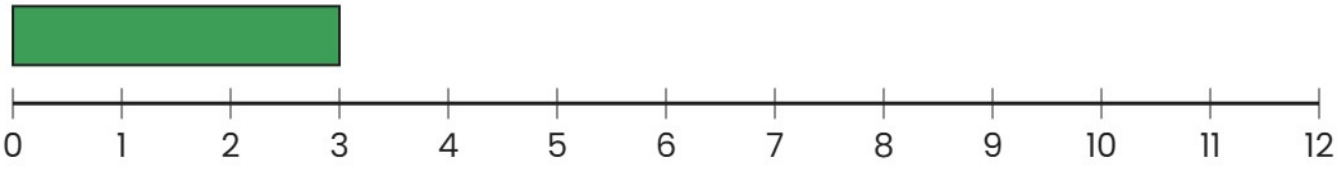

Estimate: _____ Measure: _____