Math Practice - Grade 2

M3 Place value to 1000, skip counting, expanded form - Hundreds, tens, and ones

M3 2.NBT.A.1, 2.NBT.A.1a, 2.NBT.A.1b, 2.NBT.A.2, 2.NBT.A.3, 2.NBT.A.4

Name: _____ Date: _____

How many hundreds? How many tens? How many ones?

Example: How many hundreds? How many tens? How many ones?

How: Each flat is one hundred. Each rod is one ten. Each cube is one one. Count the flats first, then the rods, then the cubes.

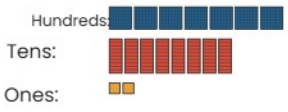

1

Hundreds: ☐

Tens: ☐

Ones: ☐

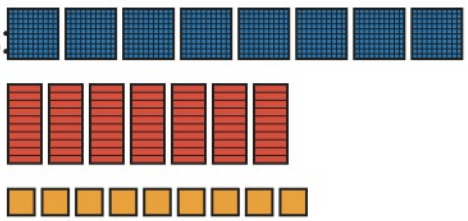

2

Hundreds: ☐

Tens: ☐

Ones: ☐



3

Hundreds: ☐

Tens: ☐

Ones: ☐

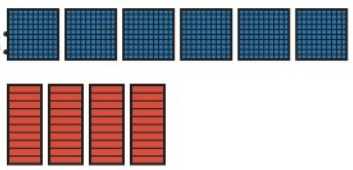

4

Hundreds: ☐

Tens: ☐

Ones: ☐

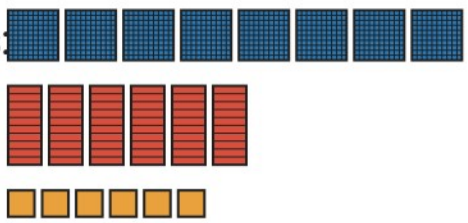

Math Practice - Grade 2

M3 Place value to 1000, skip counting, expanded form - Hundreds, tens, and ones

M3 2.NBT.A.1, 2.NBT.A.1a, 2.NBT.A.1b, 2.NBT.A.2, 2.NBT.A.3, 2.NBT.A.4

Name: _____ Date: _____

How many hundreds? How many tens? How many ones?

Example: How many hundreds? How many tens? How many ones?

How: Each flat is one hundred. Each rod is one ten. Each cube is one one. Count the flats first, then the rods, then the cubes.

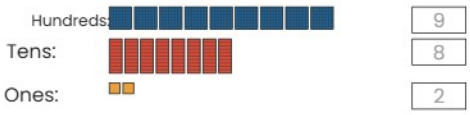

1

Hundreds: ☐

Tens: ☐

Ones: ☐

2

Hundreds: ☐

Tens: ☐

Ones: ☐

3

Hundreds: ☐

Tens: ☐

Ones: ☐

4

Hundreds: ☐

Tens: ☐

Ones: ☐

Math Practice - Grade 2

M3 Place value to 1000, skip counting, expanded form - Hundreds, tens, and ones

M3 2.NBT.A.1, 2.NBT.A.1a, 2.NBT.A.1b, 2.NBT.A.2, 2.NBT.A.3, 2.NBT.A.4

Name: _____ Date: _____

How many hundreds? How many tens? How many ones?

Example: How many hundreds? How many tens? How many ones?

How: Each flat is one hundred. Each rod is one ten. Each cube is one one. Count the flats first, then the rods, then the cubes.

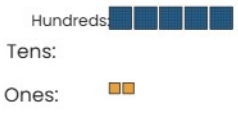

1

Hundreds: Tens: Ones:

2

Hundreds: Tens: Ones:

3

Hundreds: Tens: Ones:

4

Hundreds: Tens: Ones: