Math Practice - Grade 2

M11 Shapes, halves, thirds, fourths - Halves, thirds, and fourths

M11 2.G.A.1, 2.G.A.2, 2.G.A.3

Name: _____ Date: _____

Shade one share. Name the share.

Example: Shade one third.

How: The shape is split into equal parts. Shade one part, then name it: one half for 2 parts, one third for 3 parts, one fourth for 4 parts.



One share is a third

---

1 **Shade one half.**

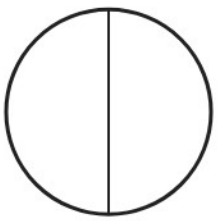

One share is a _____

---

2 **Shade one half.**



One share is a _____

---

3 **Shade one half.**

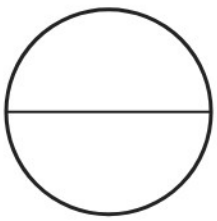

One share is a _____

Math Practice - Grade 2

M11 Shapes, halves, thirds, fourths - Halves, thirds, and fourths

M11 2.G.A.1, 2.G.A.2, 2.G.A.3

Name: _____ Date: _____

Shade one share. Name the share.

Example: Shade one fourth.

How: The shape is split into equal parts. Shade one part, then name it: one half for 2 parts, one third for 3 parts, one fourth for 4 parts.



One share is a fourth

---

1 **Shade one third.**



One share is a _____

---

2 **Shade one half.**

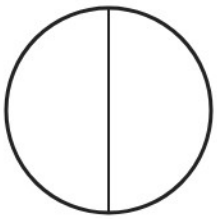

One share is a _____

---

3 **Shade one fourth.**

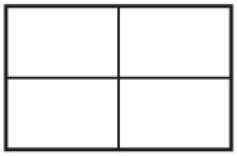

One share is a _____

Math Practice - Grade 2

M11 Shapes, halves, thirds, fourths - Halves, thirds, and fourths

M11 2.G.A.1, 2.G.A.2, 2.G.A.3

Name: _____ Date: _____

Shade one share. Name the share.

Example: Shade one fourth.

How: The shape is split into equal parts. Shade one part, then name it: one half for 2 parts, one third for 3 parts, one fourth for 4 parts.



One share is a fourth

---

1 **Shade one fourth.**

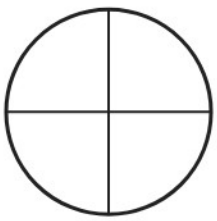

One share is a _____

---

2 **Shade one fourth.**



One share is a _____

---

3 **Shade one third.**



One share is a _____