Math Practice - Grade 2

M10 Data: line plots, picture graphs, bar graphs - Line plot

M10 2.MD.D.9, 2.MD.D.10

Name: _____ Date: _____

Read the line plot. Answer the question.

Example: How many pencils are 5 long?

How: Each X stands for one measurement. Count the Xs above a number to find how many have that measurement.

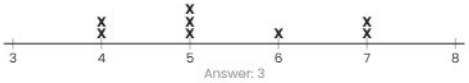

Answer: 3

---

1 **How many more pencils are 7 long than 5 long?**



---

2 **How many pencils are 7 long?**



---

3 **How many pencils are 4 long?**



Math Practice - Grade 2

M10 Data: line plots, picture graphs, bar graphs - Line plot

M10 2.MD.D.9, 2.MD.D.10

Name: _____ Date: _____

Read the line plot. Answer the question.

Example: How many more pencils are 6 long than 4 long?

How: Each X stands for one measurement. Count the Xs above a number to find how many have that measurement.

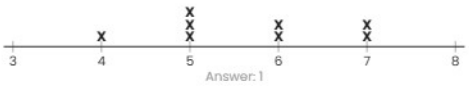

---

1 **How many pencils are 4 long?**



---

2 **How many pencils are 5 long?**



---

3 **How many pencils are there in all?**



Math Practice - Grade 2

M10 Data: line plots, picture graphs, bar graphs - Line plot

M10 2.MD.D.9, 2.MD.D.10

Name: _____ Date: _____

Read the line plot. Answer the question.

Example: How many pencils are 7 long?

How: Each X stands for one measurement. Count the Xs above a number to find how many have that measurement.

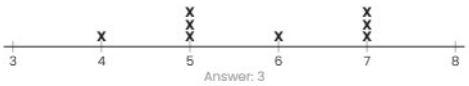

Answer: 3

---

1 **How many more pencils are 4 long than 7 long?**



---

2 **How many pencils are 6 long?**

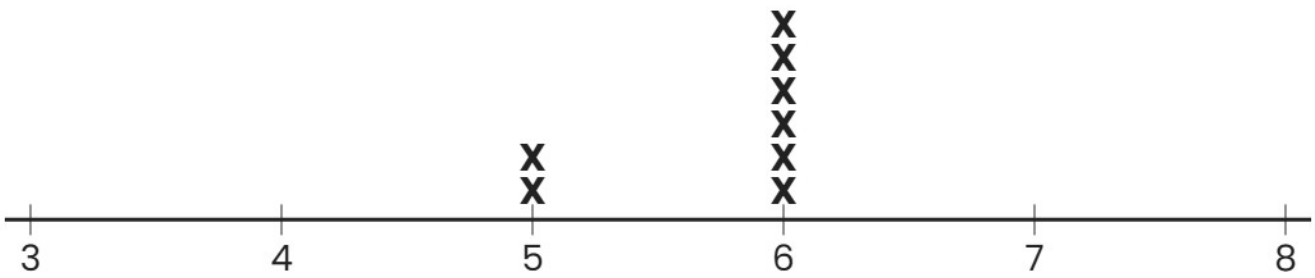

---

3 **How many pencils are there in all?**

