Math Practice - Grade 1

M9 Time to the hour and half hour, and data - Picture graph

M9 1.MD.B.3, 1.MD.C.4

Name: _____ Date: _____

Read the picture graph. Answer the question.

Example: How many more Oranges than Bananas?

How: Count the pictures in each row. To find how many more, subtract the smaller count from the bigger count.

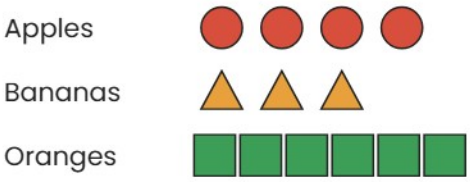

Answer: 3

---

1 **How many in all?**

Red

Blue

Green

---

2 **How many in all?**

Apples

Bananas

Oranges

---

3 **How many in all?**

Apples

Bananas

Oranges

Math Practice - Grade 1

M9 Time to the hour and half hour, and data - Picture graph

M9 1.MD.B.3, 1.MD.C.4

Name: _____ Date: _____

Read the picture graph. Answer the question.

Example: How many in all?

How: Count the pictures in each row. To find how many more, subtract the smaller count from the bigger count.

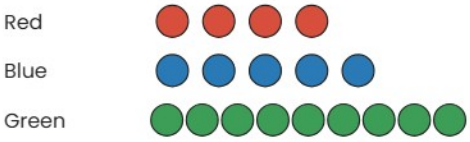

Answer: 18

---

1 How many more Apples than Oranges?

Apples

Bananas

Oranges

---

2 How many more Apples than Bananas?

Apples

Bananas

Oranges

---

3 How many more Red than Blue?

Red

Blue

Green

Math Practice - Grade 1

M9 Time to the hour and half hour, and data - Picture graph

M9 1.MD.B.3, 1.MD.C.4

Name: _____ Date: _____

Read the picture graph. Answer the question.

Example: How many in all?

How: Count the pictures in each row. To find how many more, subtract the smaller count from the bigger count.

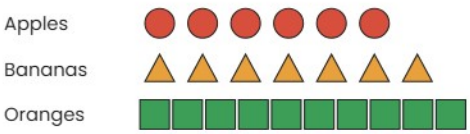

Answer: 23

---

1 **How many in all?**

Red 

Blue 

Green 

---

2 **How many more Blue than Green?**

Red 

Blue 

Green 

---

3 **Which has the most?**

Red 

Blue 

Green 