Math Practice - Grade 1

M2 Tens and ones - Tens and ones

M2 1.NBT.B.2, 1.NBT.B.2a, 1.NBT.B.2b, 1.NBT.B.2c, 1.NBT.B.3

Name: _____ Date: _____

How many tens? How many ones?

Example: How many tens? How many ones?

How: Each long rod is one ten. Each small cube is one one. Count the rods first, then the cubes.

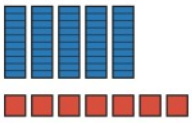

Tens: 5

Ones: 7

1

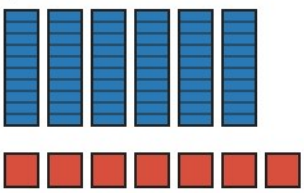

Tens: ☐

Ones: ☐

2

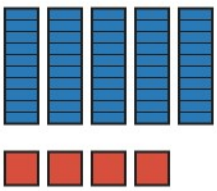

Tens: ☐

Ones: ☐

3

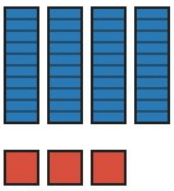

Tens: ☐

Ones: ☐

4



Tens: ☐

Ones: ☐

Math Practice - Grade 1

M2 Tens and ones - Tens and ones

M2 1.NBT.B.2, 1.NBT.B.2a, 1.NBT.B.2b, 1.NBT.B.2c, 1.NBT.B.3

Name: _____ Date: _____

How many tens? How many ones?

Example: How many tens? How many ones?

How: Each long rod is one ten. Each small cube is one one. Count the rods first, then the cubes.

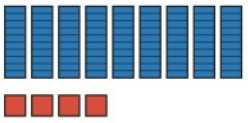

Tens: 9

Ones: 4

1



Tens: ☐

Ones: ☐

2

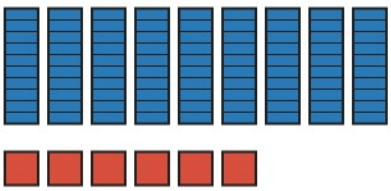

Tens: ☐

Ones: ☐

3

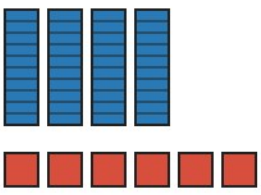

Tens: ☐

Ones: ☐

4

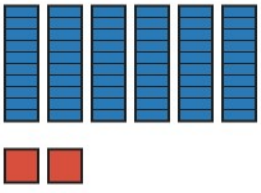

Tens: ☐

Ones: ☐

Math Practice - Grade 1

M2 Tens and ones - Tens and ones

M2 1.NBT.B.2, 1.NBT.B.2a, 1.NBT.B.2b, 1.NBT.B.2c, 1.NBT.B.3

Name: _____ Date: _____

How many tens? How many ones?

Example: How many tens? How many ones?

How: Each long rod is one ten. Each small cube is one one. Count the rods first, then the cubes.

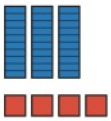

Tens: 3

Ones: 4

1

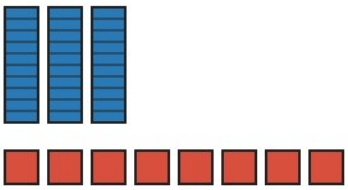

Tens: ☐

Ones: ☐

2

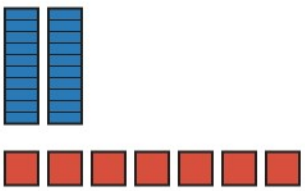

Tens: ☐

Ones: ☐

3

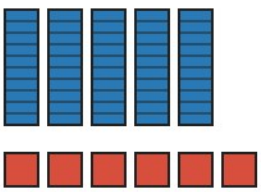

Tens: ☐

Ones: ☐

4

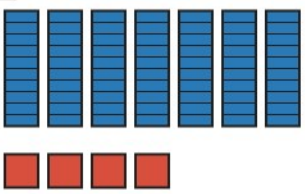

Tens: ☐

Ones: ☐