Math Practice - Grade 1

M10 Shapes, halves, and fourths - Halves and fourths

M10 1.G.A.1, 1.G.A.2, 1.G.A.3

Name: _____ Date: _____

Shade one share. Name the share.

Example: Shade one fourth.

How: The shape is split into equal parts. Shade one part, then name it: one half when there are 2 parts, one fourth when there are 4 parts.



One share is a fourth

---

1 **Shade one half.**

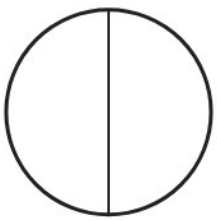

One share is a _____

---

2 **Shade one half.**



One share is a _____

---

3 **Shade one half.**



One share is a _____

---

4 **Shade one half.**

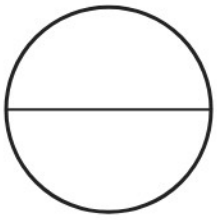

One share is a _____

Math Practice - Grade 1

M10 Shapes, halves, and fourths - Halves and fourths

M10 1.G.A.1, 1.G.A.2, 1.G.A.3

Name: _____ Date: _____

Shade one share. Name the share.

Example: Shade one half.

How: The shape is split into equal parts. Shade one part, then name it: one half when there are 2 parts, one fourth when there are 4 parts.



One share is a half

---

1 **Shade one fourth.**

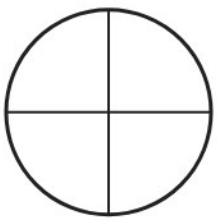

One share is a _____

---

2 **Shade one fourth.**

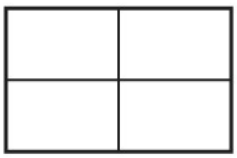

One share is a _____

---

3 **Shade one half.**



One share is a _____

---

4 **Shade one half.**

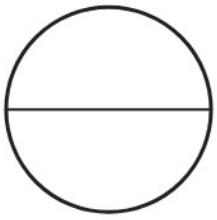

One share is a _____

Math Practice - Grade 1

M10 Shapes, halves, and fourths - Halves and fourths

M10 1.G.A.1, 1.G.A.2, 1.G.A.3

Name: _____ Date: _____

Shade one share. Name the share.

Example: Shade one half.

How: The shape is split into equal parts. Shade one part, then name it: one half when there are 2 parts, one fourth when there are 4 parts.

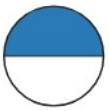

One share is a half

---

1 **Shade one fourth.**

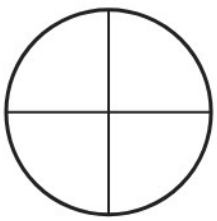

One share is a _____

---

2 **Shade one fourth.**



One share is a _____

---

3 **Shade one half.**

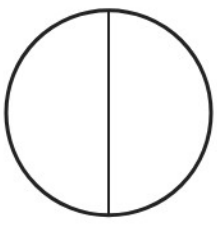

One share is a _____

---

4 **Shade one half.**



One share is a _____