Math Practice - PreK

PM-1 Count and say numbers 1 to 5

PM-1 IELDS 6.A.ECa, 6.A.ECb, 6.A.ECd

Name: _____ Date: _____

Count the shapes. Write the number in the box.

1 **Count the squares.**



2 **Count the triangles.**



3 **Count the squares.**

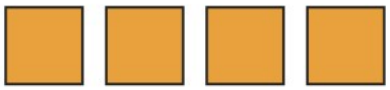

4 **Count the circles.**

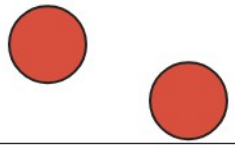

5 **Count the stars.**



6 **Count the stars.**



7 **Count the triangles.**



8 **Count the stars.**



9 **Count the stars.**



10 **Count the stars.**



11 **Count the circles.**



12 **Count the squares.**

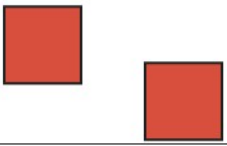

13 **Count the circles.**



14 **Count the triangles.**

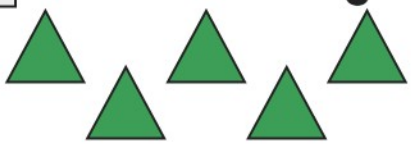

15 **Count the circles.**

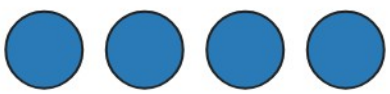

16 **Count the squares.**



Math Practice - PreK

PM-1 Count and say numbers 1 to 5

PM-1 IELDS 6.A.ECa, 6.A.ECb, 6.A.ECd

Name: _____ Date: _____

Count the shapes. Write the number in the box.

1 **Count the squares.**



2 **Count the triangles.**

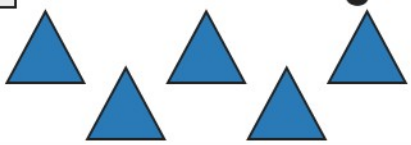

3 **Count the triangles.**



4 **Count the stars.**



5 **Count the squares.**



6 **Count the stars.**



7 **Count the stars.**



8 **Count the circles.**

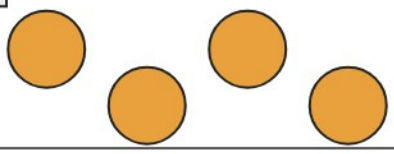

9 **Count the squares.**



10 **Count the squares.**



11 **Count the stars.**



12 **Count the stars.**



13 **Count the stars.**



14 **Count the stars.**



15 **Count the squares.**



16 **Count the squares.**



Math Practice - PreK

PM-1 Count and say numbers 1 to 5

PM-1 IELDS 6.A.ECa, 6.A.ECb, 6.A.ECd

Name: _____ Date: _____

Count the shapes. Write the number in the box.

1 **Count the squares.**

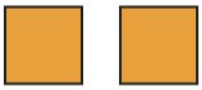

2 **Count the triangles.**



3 **Count the circles.**

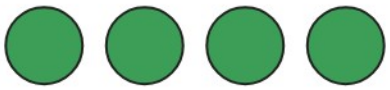

4 **Count the squares.**

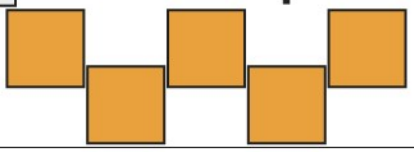

5 **Count the stars.**



6 **Count the circles.**



7 **Count the triangles.**



8 **Count the triangles.**



9 **Count the squares.**



10 **Count the triangles.**

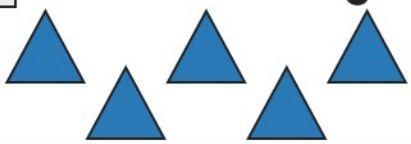

11 **Count the squares.**



12 **Count the squares.**

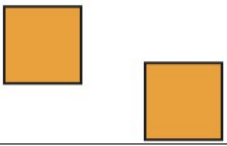

13 **Count the triangles.**



14 **Count the circles.**

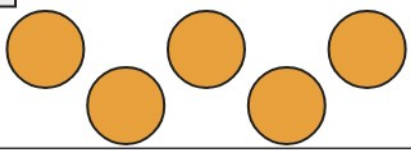

15 **Count the circles.**



16 **Count the circles.**

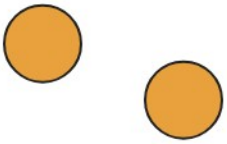

Math Practice - PreK

PM-2 How many? Zero, more, less, same

PM-2 IELDS 6.A.ECc, 6.D.ECa, 6.D.ECb

Name: _____ Date: _____

Look at the two groups. Circle the group each question asks for.

1 **Circle the group with more.**

Left



Right



---

2 **Circle the group with fewer.**

Left

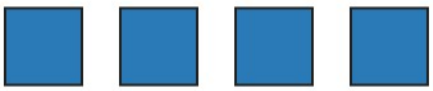

Right



---

3 **Circle Yes if the groups are the same.**

Left



Right



Yes

No

---

4 **Circle the group with zero.**

Left



Right

---

5 **Circle the group with more.**

Left



Right



---

6 **Circle the group with more.**

Left



Right



Math Practice - PreK

PM-2 How many? Zero, more, less, same

PM-2 IELDS 6.A.ECc, 6.D.ECa, 6.D.ECb

Name: _____ Date: _____

Look at the two groups. Circle the group each question asks for.

1 **Circle the group with more.**

Left

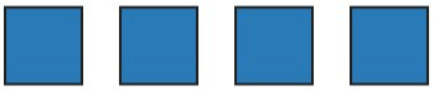

Right



---

2 **Circle the group with fewer.**

Left



Right



---

3 **Circle Yes if the groups are the same.**

Left



Right



Yes

No

---

4 **Circle the group with zero.**

Left

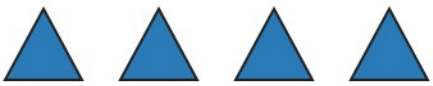

Right

---

5 **Circle the group with more.**

Left

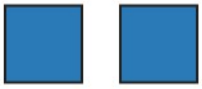

Right



---

6 **Circle the group with more.**

Left

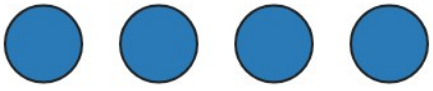

Right



Math Practice - PreK

PM-2 How many? Zero, more, less, same

PM-2 IELDS 6.A.ECc, 6.D.ECa, 6.D.ECb

Name: _____ Date: _____

Look at the two groups. Circle the group each question asks for.

1 **Circle the group with more.**

Left



Right



---

2 **Circle the group with fewer.**

Left



Right

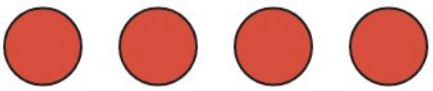

---

3 **Circle Yes if the groups are the same.**

Left



Yes

Right



No

---

4 **Circle the group with zero.**

Left

Right



---

5 **Circle the group with more.**

Left

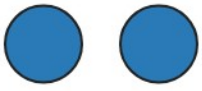

Right



---

6 **Circle the group with more.**

Left



Right



Math Practice - PreK

PM-3 Numbers in order, 1 to 10

PM-3 IELDS 6.A.ECe, 6.A.ECf, 6.A.ECg

Name: _____ Date: _____

Write the missing number in the box.

1 **Write the missing number.**

1	2	3			6		8	9	10

2 **What comes next? Write the number.**

1 2 3 ☐

3 **Write the missing number.**

1	2	3	4	5	6		8		

4 **What comes next? Write the number.**

6 7 8 ☐

5 **Write the missing number.**

1		3	4	5		7	8		10

6 **What comes next? Write the number.**

4 5 6 ☐

7 **Write the missing number.**

1	2	3	4				8	9	10

8 **What comes next? Write the number.**

7 8 9 ☐

9 **Write the missing number.**

1	2	3	4	5	6			9	10

10 **What comes next? Write the number.**

2 3 4 ☐

11 **Write the missing number.**

1		3	4			7	8	9	10

12 **What comes next? Write the number.**

3 4 5 ☐

13 **Write the missing number.**

	2	3	4	5	6			9	10

14 **What comes next? Write the number.**

5 6 7 ☐

Math Practice - PreK

PM-3 Numbers in order, 1 to 10

PM-3 IELDS 6.A.ECe, 6.A.ECf, 6.A.ECg

Name: _____ Date: _____

Write the missing number in the box.

1 **Write the missing number.**

1	2	3	4	5	6			9	10

2 **What comes next? Write the number.**

7 8 9 ☐

3 **Write the missing number.**

1	2	3	4	5		7	8		10

4 **What comes next? Write the number.**

4 5 6 ☐

5 **Write the missing number.**

	2	3	4	5	6		8	9	10

6 **What comes next? Write the number.**

6 7 8 ☐

7 **Write the missing number.**

1	2	3		5	6		8		10

8 **What comes next? Write the number.**

3 4 5 ☐

9 **Write the missing number.**

1	2	3	4	5				9	10

10 **What comes next? Write the number.**

2 3 4 ☐

11 **Write the missing number.**

	2		4		6	7	8	9	10

12 **What comes next? Write the number.**

5 6 7 ☐

13 **Write the missing number.**

1	2	3	4		6	7	8		10

14 **What comes next? Write the number.**

1 2 3 ☐

Math Practice - PreK

PM-3 Numbers in order, 1 to 10

PM-3 IELDS 6.A.ECe, 6.A.ECf, 6.A.ECg

Name: _____ Date: _____

Write the missing number in the box.

1 **Write the missing number.**

1	2	3	4				8	9	10

2 **What comes next? Write the number.**

1 2 3 ☐

3 **Write the missing number.**

	2	3	4	5		7	8		10

4 **What comes next? Write the number.**

4 5 6 ☐

5 **Write the missing number.**

1	2	3	4		6		8	9	10

6 **What comes next? Write the number.**

3 4 5 ☐

7 **Write the missing number.**

1	2	3		5	6	7		9	

8 **What comes next? Write the number.**

6 7 8 ☐

9 **Write the missing number.**

1		3		5	6	7	8	9	10

10 **What comes next? Write the number.**

7 8 9 ☐

11 **Write the missing number.**

1	2	3	4	5		7		9	10

12 **What comes next? Write the number.**

5 6 7 ☐

13 **Write the missing number.**

1	2	3	4		6	7	8		

14 **What comes next? Write the number.**

2 3 4 ☐

Math Practice - PreK

PM-4 Put together and take apart (to 5)

PM-4 IELDS 6.B.ECa, 6.B.ECb, 6.B.ECc, 6.B.ECd

Name: _____ Date: _____

Count the shapes. Write how many in the box.

1 **Put together. How many in all?**



2 **Take away. How many are left?**



3 **Put together. How many in all?**



4 **Take away. How many are left?**



5 **Put together. How many in all?**



6 **Take away. How many are left?**

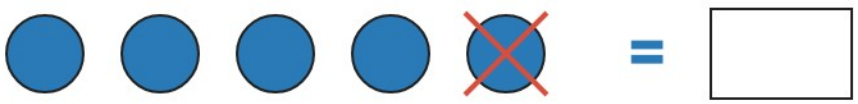

7 **Put together. How many in all?**



Math Practice - PreK

PM-4 Put together and take apart (to 5)

PM-4 IELDS 6.B.ECa, 6.B.ECb, 6.B.ECc, 6.B.ECd

Name: _____ Date: _____

Count the shapes. Write how many in the box.

1 **Put together. How many in all?**



---

2 **Take away. How many are left?**



---

3 **Put together. How many in all?**



---

4 **Take away. How many are left?**



---

5 **Put together. How many in all?**



---

6 **Take away. How many are left?**



---

7 **Put together. How many in all?**



Math Practice - PreK

PM-4 Put together and take apart (to 5)

PM-4 IELDS 6.B.ECa, 6.B.ECb, 6.B.ECc, 6.B.ECd

Name: _____ Date: _____

Count the shapes. Write how many in the box.

1 **Put together. How many in all?**



2 **Take away. How many are left?**



3 **Put together. How many in all?**



4 **Take away. How many are left?**



5 **Put together. How many in all?**



6 **Take away. How many are left?**



7 **Put together. How many in all?**



Math Practice - PreK

PM-5 Share fairly

PM-5 IELDS 6.B.ECe

Name: _____ Date: _____

Share the treats fairly. Draw the same number on each plate.

1 **Share fairly. Draw the same number on each plate.**

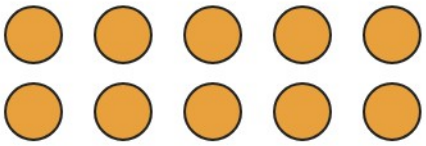



Plate 1



Plate 2

2 **Is the sharing fair? Circle Yes or No.**

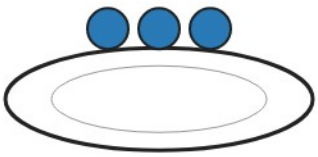

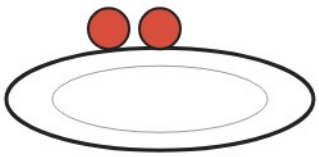

Yes

No

3 **Share fairly. Draw the same number on each plate.**

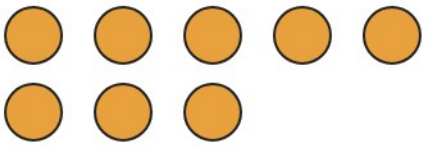



Plate 1



Plate 2

4 **Is the sharing fair? Circle Yes or No.**

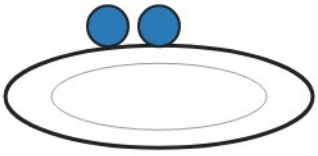

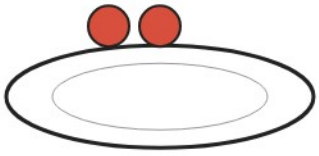

Yes

No

Math Practice - PreK

PM-5 Share fairly

PM-5 IELDS 6.B.ECe

Name: _____ Date: _____

Share the treats fairly. Draw the same number on each plate.

1 **Share fairly. Draw the same number on each plate.**

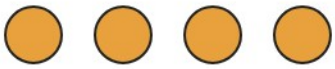



Plate 1



Plate 2

2 **Is the sharing fair? Circle Yes or No.**

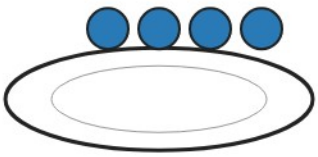

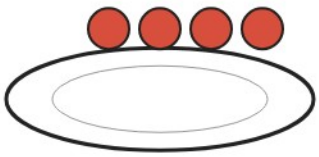

Yes

No

3 **Share fairly. Draw the same number on each plate.**

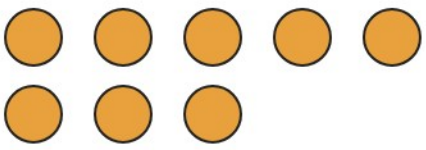



Plate 1



Plate 2

4 **Is the sharing fair? Circle Yes or No.**

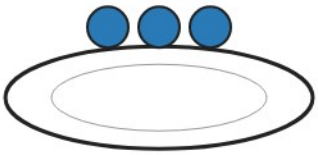

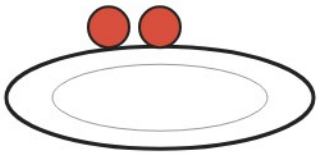

Yes

No

Math Practice - PreK

PM-5 Share fairly

PM-5 IELDS 6.B.ECe

Name: _____ Date: _____

Share the treats fairly. Draw the same number on each plate.

1 **Share fairly. Draw the same number on each plate.**

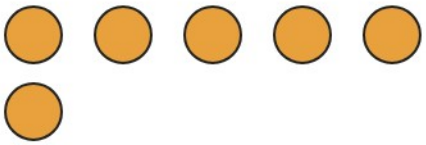



Plate 1



Plate 2

2 **Is the sharing fair? Circle Yes or No.**

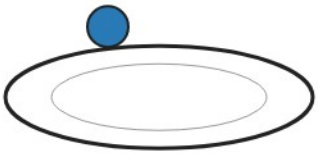

Yes

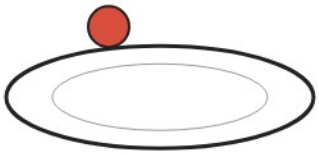

No

3 **Share fairly. Draw the same number on each plate.**

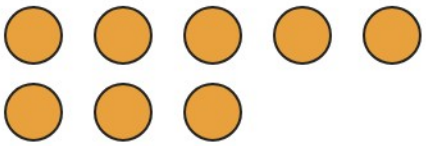



Plate 1



Plate 2

4 **Is the sharing fair? Circle Yes or No.**

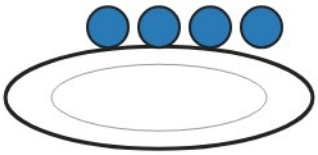

Yes

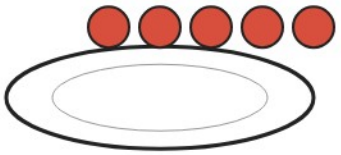

No

Math Practice - PreK

PM-6 Guess how many

PM-6 IELDS 6.C.ECa

Name: _____ Date: _____

Guess first, then count. Circle a few or a lot, then write the number. 3 or fewer is a few. 4 or more is a lot.

1 **Guess first, then count.**



a few | a lot | Count: ☐

---

2 **Guess first, then count.**

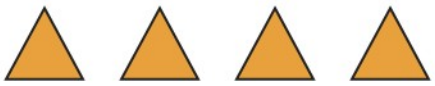

a few | a lot | Count: ☐

---

3 **Guess first, then count.**



a few | a lot | Count: ☐

---

4 **Guess first, then count.**



a few | a lot | Count: ☐

---

5 **Guess first, then count.**

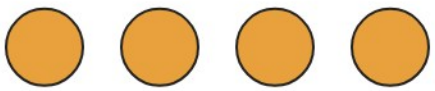

a few | a lot | Count: ☐

---

6 **Guess first, then count.**

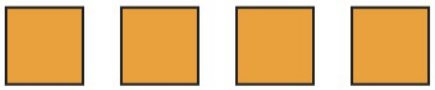

a few | a lot | Count: ☐

---

7 **Guess first, then count.**



a few | a lot | Count: ☐

Math Practice - PreK

PM-6 Guess how many

PM-6 IELDS 6.C.ECa

Name: _____ Date: _____

Guess first, then count. Circle a few or a lot, then write the number. 3 or fewer is a few. 4 or more is a lot.

1 **Guess first, then count.**



a few | a lot | Count: ☐

---

2 **Guess first, then count.**

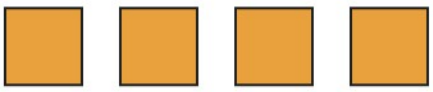

a few | a lot | Count: ☐

---

3 **Guess first, then count.**

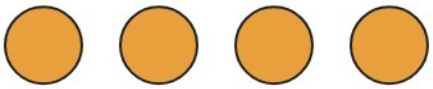

a few | a lot | Count: ☐

---

4 **Guess first, then count.**

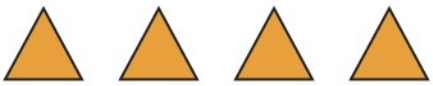

a few | a lot | Count: ☐

---

5 **Guess first, then count.**



a few | a lot | Count: ☐

---

6 **Guess first, then count.**



a few | a lot | Count: ☐

---

7 **Guess first, then count.**



a few | a lot | Count: ☐

Math Practice - PreK

PM-6 Guess how many

PM-6 IELDS 6.C.ECa

Name: _____ Date: _____

Guess first, then count. Circle a few or a lot, then write the number. 3 or fewer is a few. 4 or more is a lot.

1 **Guess first, then count.**



a few | a lot | Count: ☐

---

2 **Guess first, then count.**



a few | a lot | Count: ☐

---

3 **Guess first, then count.**



a few | a lot | Count: ☐

---

4 **Guess first, then count.**



a few | a lot | Count: ☐

---

5 **Guess first, then count.**

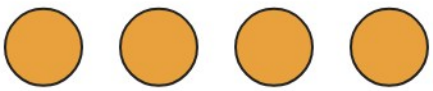

a few | a lot | Count: ☐

---

6 **Guess first, then count.**



a few | a lot | Count: ☐

---

7 **Guess first, then count.**



a few | a lot | Count: ☐

Math Practice - PreK

PM-7 Longer, taller, heavier, bigger

PM-7 IELDS 7.A.ECa, 7.A.ECb, 7.A.ECc, 7.B.ECa, 7.C.ECa, 7.C.ECb

Name: _____ Date: _____

Circle the longer, taller, bigger, or heavier one. Write 1, 2, 3 from shortest to longest.

1 **Circle the longer bar.**

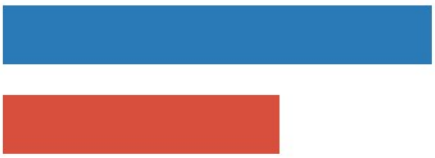

Top

Bottom

2 **Circle the taller bar.**



Left Right

3 **Circle the bigger shape.**



Left Right

4 **Write 1, 2, 3 from shortest to longest.**

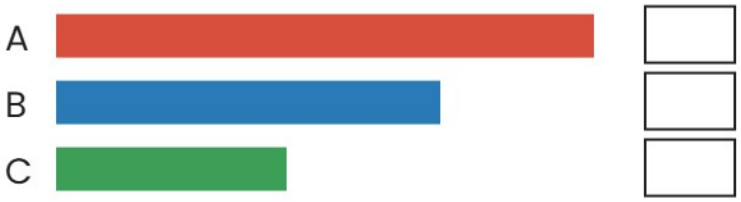

5 **Circle the heavier one.**



Left
Brick

Right
Balloon

Math Practice - PreK

PM-7 Longer, taller, heavier, bigger

PM-7 IELDS 7.A.ECa, 7.A.ECb, 7.A.ECc, 7.B.ECa, 7.C.ECa, 7.C.ECb

Name: _____ Date: _____

Circle the longer, taller, bigger, or heavier one. Write 1, 2, 3 from shortest to longest.

1 **Circle the longer bar.**



Top

Bottom

2 **Circle the taller bar.**



Left Right

3 **Circle the bigger shape.**



Left Right

4 **Write 1, 2, 3 from shortest to longest.**

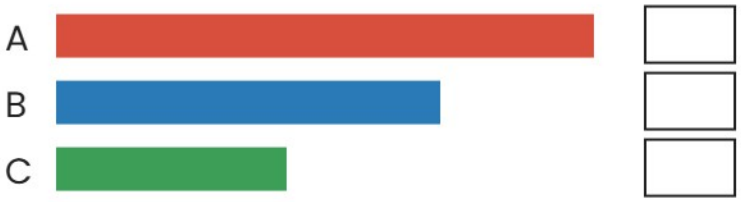

5 **Circle the heavier one.**



Left
Brick

Right
Balloon

Math Practice - PreK

PM-7 Longer, taller, heavier, bigger

PM-7 IELDS 7.A.ECa, 7.A.ECb, 7.A.ECc, 7.B.ECa, 7.C.ECa, 7.C.ECb

Name: _____ Date: _____

Circle the longer, taller, bigger, or heavier one. Write 1, 2, 3 from shortest to longest.

1 **Circle the longer bar.**



Top

Bottom

2 **Circle the taller bar.**



Left Right

3 **Circle the bigger shape.**



Left Right

4 **Write 1, 2, 3 from shortest to longest.**

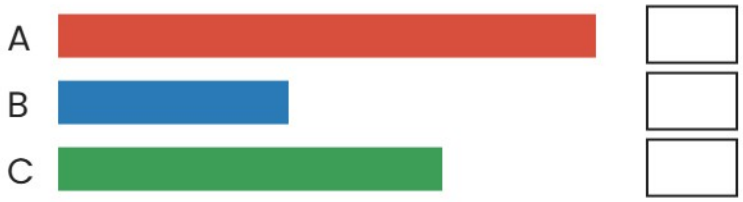

5 **Circle the heavier one.**



Left
Watermelon

Right
Apple

Math Practice - PreK

PM-8 Time in my day

PM-8 IELDS 7.A.ECd

Name: _____ Date: _____

When do we do this? Circle the block it belongs to. Write 1, 2, 3 to put the day in order.

1 **When do we do this? Circle the block.**

Morning Afternoon Evening Night



Take a bath

---

2 **What comes first, next, and last? Write 1, 2, 3.**



Eat lunch

☐



Sleep

☐



Wake up

☐

---

3 **When do we do this? Circle the block.**

Morning Afternoon Evening Night



Put on pajamas

Math Practice - PreK

PM-8 Time in my day

PM-8 IELDS 7.A.ECd

Name: _____ Date: _____

When do we do this? Circle the block it belongs to. Write 1, 2, 3 to put the day in order.

1 **When do we do this? Circle the block.**

Morning Afternoon Evening Night



Eat dinner

---

2 **What comes first, next, and last? Write 1, 2, 3.**



Sleep



Eat lunch



Wake up

---

3 **When do we do this? Circle the block.**

Morning Afternoon Evening Night



Get dressed

Math Practice - PreK

PM-8 Time in my day

PM-8 IELDS 7.A.ECd

Name: _____ Date: _____

When do we do this? Circle the block it belongs to. Write 1, 2, 3 to put the day in order.

1 **When do we do this? Circle the block.**

Morning Afternoon Evening Night



Sleep

---

2 **What comes first, next, and last? Write 1, 2, 3.**



Sleep ☐



Eat lunch ☐



Wake up ☐

---

3 **When do we do this? Circle the block.**

Morning Afternoon Evening Night



Put on pajamas

Math Practice - PreK

PM-9 Sort, match, and make patterns

PM-9 IELDS 8.A.ECa, 8.A.ECb, 8.B.ECa

Name: _____ Date: _____

What comes next in the pattern? Draw it in the box.

1 **What comes next? Draw it in the box.**

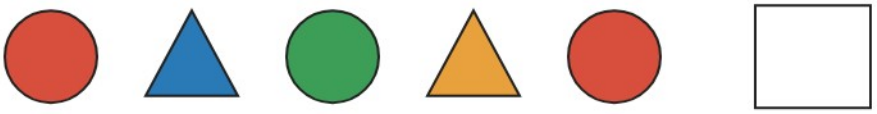

2 **Count the red circles and the blue circles.**

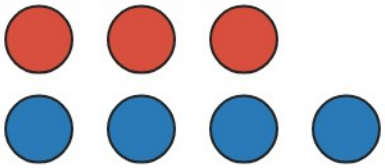

Red: ☐

Blue: ☐

3 **What comes next? Draw it in the box.**



4 **Count the red circles and the blue circles.**

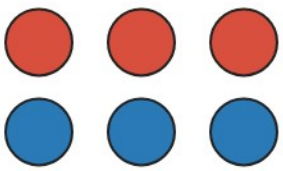

Red: ☐

Blue: ☐

5 **What comes next? Draw it in the box.**



Math Practice - PreK

PM-9 Sort, match, and make patterns

PM-9 IELDS 8.A.ECa, 8.A.ECb, 8.B.ECa

Name: _____ Date: _____

What comes next in the pattern? Draw it in the box.

1 **What comes next? Draw it in the box.**



---

2 **Count the red circles and the blue circles.**

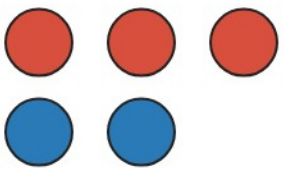

Red: ☐

Blue: ☐

---

3 **What comes next? Draw it in the box.**



---

4 **Count the red circles and the blue circles.**

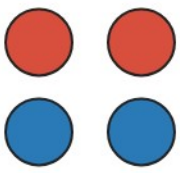

Red: ☐

Blue: ☐

---

5 **What comes next? Draw it in the box.**



Math Practice - PreK

PM-9 Sort, match, and make patterns

PM-9 IELDS 8.A.ECa, 8.A.ECb, 8.B.ECa

Name: _____ Date: _____

What comes next in the pattern? Draw it in the box.

1 **What comes next? Draw it in the box.**



2 **Count the red circles and the blue circles.**

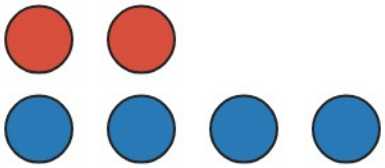

Red: ☐

Blue: ☐

3 **What comes next? Draw it in the box.**



4 **Count the red circles and the blue circles.**

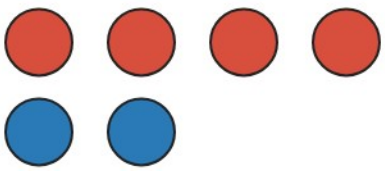

Red: ☐

Blue: ☐

5 **What comes next? Draw it in the box.**

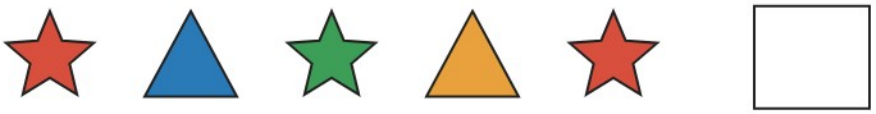

Math Practice - PreK

PM-10 Shapes around me

PM-10 IELDS 9.A.ECa, 9.A.ECb, 9.A.ECc, 9.A.ECd, 9.A.ECe

Name: _____ Date: _____

Circle the shape each question asks for. Write how many sides it has.

1 **Circle all the circles.**



How many circles?

2 **How many sides does this shape have?**



Sides: ☐

3 **What shape is this?**



Shape: _____

4 **Circle all the circles.**



How many circles?

5 **How many sides does this shape have?**



Sides: ☐

Math Practice - PreK

PM-10 Shapes around me

PM-10 IELDS 9.A.ECa, 9.A.ECb, 9.A.ECc, 9.A.ECd, 9.A.ECe

Name: _____ Date: _____

Circle the shape each question asks for. Write how many sides it has.

1 **Circle all the squares.**



How many squares?

2 **How many sides does this shape have?**

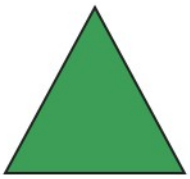

Sides: ☐

3 **What shape is this?**



Shape: _____

4 **Circle all the triangles.**



How many triangles?

5 **How many sides does this shape have?**



Sides: ☐

Math Practice - PreK

PM-10 Shapes around me

PM-10 IELDS 9.A.ECa, 9.A.ECb, 9.A.ECc, 9.A.ECd, 9.A.ECe

Name: _____ Date: _____

Circle the shape each question asks for. Write how many sides it has.

1 **Circle all the stars.**



How many stars?

---

2 **How many sides does this shape have?**

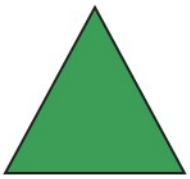

Sides: ☐

---

3 **What shape is this?**



Shape: _____

---

4 **Circle all the triangles.**



How many triangles?

---

5 **How many sides does this shape have?**



Sides: ☐

Math Practice - PreK

PM-11 Where is it? First, next, last

PM-11 IELDS 9.B.ECa, 9.B.ECb

Name: _____ Date: _____

Where is the ball? Fill in the missing word. Mark the first and last animal.

1 **Where is the ball? Fill in the missing word.**



The ball is ___ the box.

above below beside behind

---

2 **Where is the ball? Fill in the missing word.**

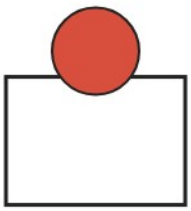

The ball is ___ the box.

above below beside behind

---

3 **Where is the ball? Fill in the missing word.**

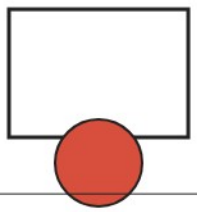

The ball is ___ the box.

above below beside behind

---

4 **Where is the ball? Fill in the missing word.**

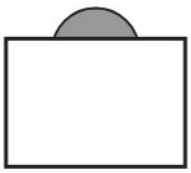

The ball is ___ the box.

above below beside behind

---

5 **Circle the first animal and the last animal.**



Math Practice - PreK

PM-11 Where is it? First, next, last

PM-11 IELDS 9.B.ECa, 9.B.ECb

Name: _____ Date: _____

Where is the ball? Fill in the missing word. Mark the first and last animal.

1 **Where is the ball? Fill in the missing word.**



The ball is ___ the box.

above below beside behind

---

2 **Where is the ball? Fill in the missing word.**

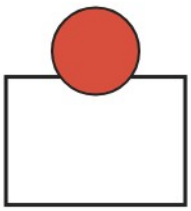

The ball is ___ the box.

above below beside behind

---

3 **Where is the ball? Fill in the missing word.**

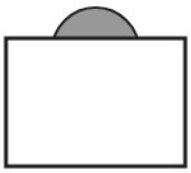

The ball is ___ the box.

above below beside behind

---

4 **Where is the ball? Fill in the missing word.**

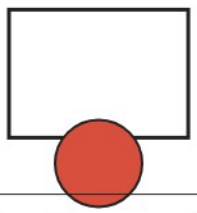

The ball is ___ the box.

above below beside behind

---

5 **Circle the first animal and the last animal.**



Math Practice - PreK

PM-11 Where is it? First, next, last

PM-11 IELDS 9.B.ECa, 9.B.ECb

Name: _____ Date: _____

Where is the ball? Fill in the missing word. Mark the first and last animal.

1 **Where is the ball? Fill in the missing word.**

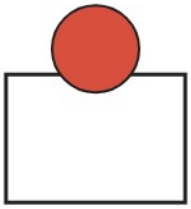

The ball is ___ the box.

above below beside behind

---

2 **Where is the ball? Fill in the missing word.**

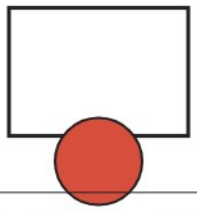

The ball is ___ the box.

above below beside behind

---

3 **Where is the ball? Fill in the missing word.**



The ball is ___ the box.

above below beside behind

---

4 **Where is the ball? Fill in the missing word.**

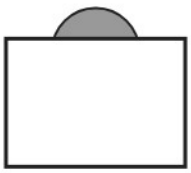

The ball is ___ the box.

above below beside behind

---

5 **Circle the first animal and the last animal.**



Math Practice - PreK

PM-12 Ask, count, and tell

PM-12 IELDS 10.A.ECa, 10.A.ECb, 10.B.ECa, 10.B.ECb, 10.C.ECa

Name: _____ Date: _____

Count the pictures in the graph. Answer the questions.

1 **Count the pictures. Which has the most? The fewest? How many in all?**



apples stars balls

Most? _____ Fewest? _____ In all? _____

2 **Count the pictures. Which has the most? The fewest? How many in all?**



apples stars balls

Most? _____ Fewest? _____ In all? _____

3 **Count the pictures. Which has the most? The fewest? How many in all?**



apples stars balls

Most? _____ Fewest? _____ In all? _____

Math Practice - PreK

PM-12 Ask, count, and tell

PM-12 IELDS 10.A.ECa, 10.A.ECb, 10.B.ECa, 10.B.ECb, 10.C.ECa

Name: _____ Date: _____

Count the pictures in the graph. Answer the questions.

1 Count the pictures. Which has the most? The fewest? How many in all?



apples stars balls

Most? _____ Fewest? _____ In all? _____

2 Count the pictures. Which has the most? The fewest? How many in all?



apples stars balls

Most? _____ Fewest? _____ In all? _____

3 Count the pictures. Which has the most? The fewest? How many in all?



apples stars balls

Most? _____ Fewest? _____ In all? _____

Math Practice - PreK

PM-12 Ask, count, and tell

PM-12 IELDS 10.A.ECa, 10.A.ECb, 10.B.ECa, 10.B.ECb, 10.C.ECa

Name: _____ Date: _____

Count the pictures in the graph. Answer the questions.

1 **Count the pictures. Which has the most? The fewest? How many in all?**



apples stars balls

Most? _____ Fewest? _____ In all? _____

2 **Count the pictures. Which has the most? The fewest? How many in all?**



apples stars balls

Most? _____ Fewest? _____ In all? _____

3 **Count the pictures. Which has the most? The fewest? How many in all?**



apples stars balls

Most? _____ Fewest? _____ In all? _____