Math Practice - Kindergarten

M-K1 Numbers 0 to 5, count, recognise, write

M-K1 K.CC.1, K.CC.3, K.CC.4, K.CC.5

Name: _____ Date: _____

Count the shapes. Write the number in the box.

1 **Count the circles.**



2 **Circle the number that matches the group.**



0 3 4

3 **Trace the number.**





4 **Count the triangles.**



5 **Circle the number that matches the group.**



3 2 0

6 **Trace the number.**





7 **Count the circles.**

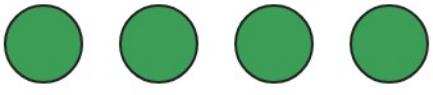

Math Practice - Kindergarten

M-K1 Numbers 0 to 5, count, recognise, write

M-K1 K.CC.1, K.CC.3, K.CC.4, K.CC.5

Name: _____ Date: _____

Count the shapes. Write the number in the box.

1 **Count the squares.**

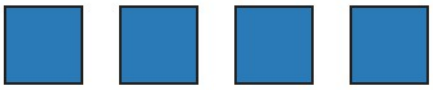

2 **Circle the number that matches the group.**



3 0 2

3 **Trace the number.**

4 **Count the squares.**



5 **Circle the number that matches the group.**



1 4 0

6 **Trace the number.**

7 **Count the stars.**



Math Practice - Kindergarten

M-K1 Numbers 0 to 5, count, recognise, write

M-K1 K.CC.1, K.CC.3, K.CC.4, K.CC.5

Name: _____ Date: _____

Count the shapes. Write the number in the box.

1 **Count the triangles.**



2 **Circle the number that matches the group.**



1 3 5

3 **Trace the number.**





4 **Count the triangles.**



5 **Circle the number that matches the group.**



0 2 3

6 **Trace the number.**





7 **Count the stars.**



Math Practice - Kindergarten

M-K2 Numbers 0 to 10, count, recognise, write, compare

M-K2 K.CC.1, K.CC.2, K.CC.3, K.CC.4, K.CC.5, K.CC.6, K.CC.7

Name: _____ Date: _____

Count the shapes. Write the number. Count on and compare.

1 **Count the triangles.**

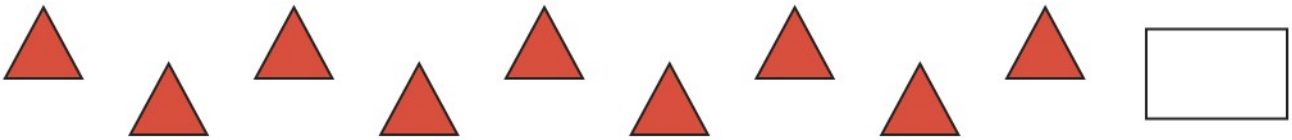

2 **Count on from 3.**

3, ☐ , ☐

3 **Circle the group with more.**

Left

Right



4 **Write > or < or = in the box.**

3 ☐ 3

5 **Count the circles.**

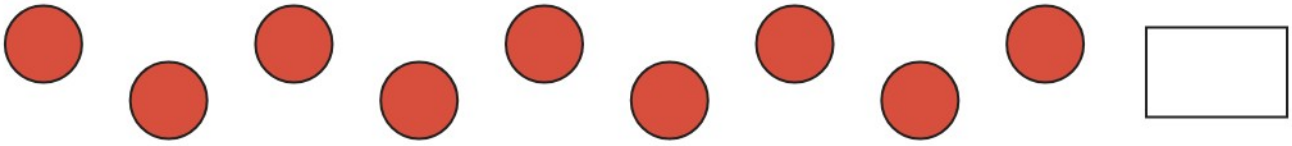

6 **Count on from 7.**

7, ☐ , ☐

Math Practice - Kindergarten

M-K2 Numbers 0 to 10, count, recognise, write, compare

M-K2 K.CC.1, K.CC.2, K.CC.3, K.CC.4, K.CC.5, K.CC.6, K.CC.7

Name: _____ Date: _____

Count the shapes. Write the number. Count on and compare.

1 **Count the squares.**

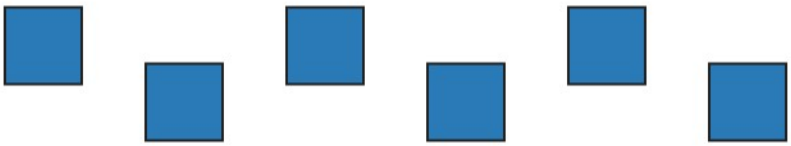

2 **Count on from 2.**

2, ☐ , ☐

3 **Circle the group with fewer.**

Left Right



4 **Write > or < or = in the box.**

1 ☐ 4

5 **Count the circles.**

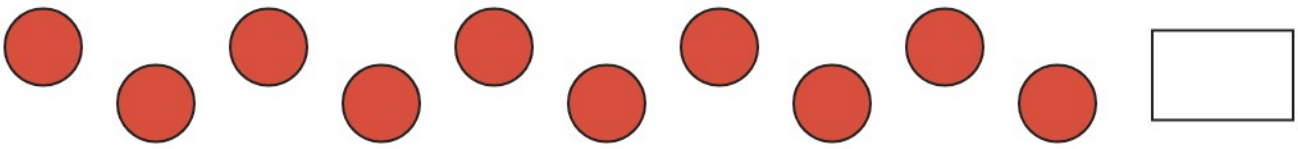

6 **Count on from 7.**

7, ☐ , ☐

Math Practice - Kindergarten

M-K2 Numbers 0 to 10, count, recognise, write, compare

M-K2 K.CC.1, K.CC.2, K.CC.3, K.CC.4, K.CC.5, K.CC.6, K.CC.7

Name: _____ Date: _____

Count the shapes. Write the number. Count on and compare.

1 **Count the triangles.**

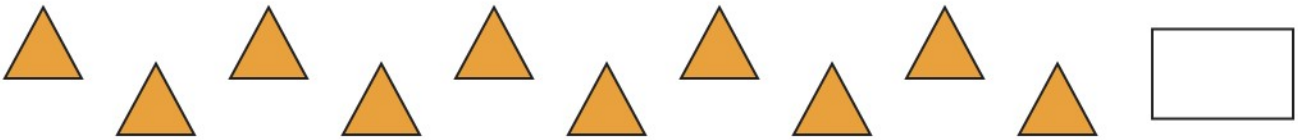

2 **Count on from 1.**

1, ☐ , ☐

3 **Circle the group with fewer.**

Left Right



4 **Write > or < or = in the box.**

2 ☐ 5

5 **Count the squares.**

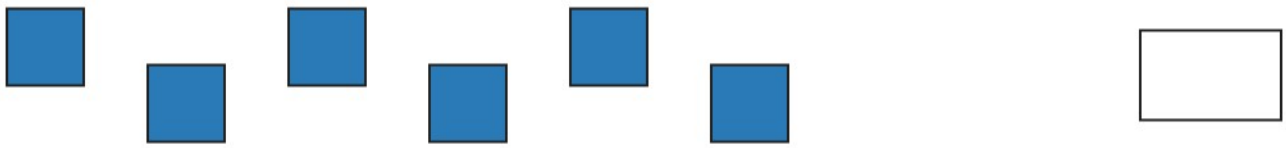

6 **Count on from 9.**

9, ☐ , ☐

Math Practice - Kindergarten

M-K3 Numbers 11 to 20 and counting to 100

M-K3 K.CC.1, K.CC.3, K.NBT.1

Name: _____ Date: _____

Write the missing number. Count by tens.

1 **Count all the dots. Write the number.**

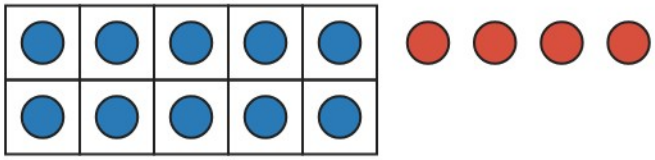

2 **Write the missing number in the box.**

10	20	30	40	50	60	70		90	100

3 **Write the missing number in the box.**

3	4	5	6	

4 **Count all the dots. Write the number.**

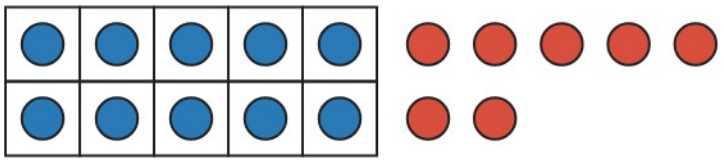

5 **Write the missing number in the box.**

10		30	40	50	60	70	80	90	100

6 **Write the missing number in the box.**

	9	10	11	12

Math Practice - Kindergarten

M-K3 Numbers 11 to 20 and counting to 100

M-K3 K.CC.1, K.CC.3, K.NBT.1

Name: _____ Date: _____

Write the missing number. Count by tens.

1 **Count all the dots. Write the number.**

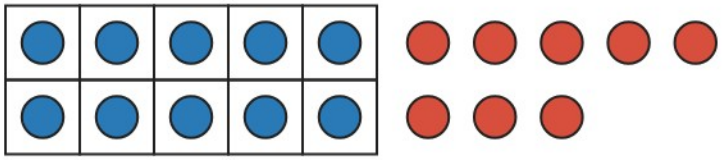

---

2 **Write the missing number in the box.**

10	20	30	40	50		70	80	90	100

---

3 **Write the missing number in the box.**

2		4	5	6

---

4 **Count all the dots. Write the number.**

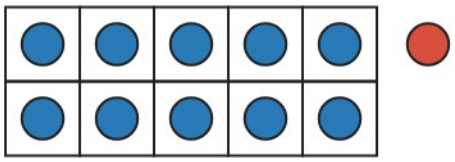

---

5 **Write the missing number in the box.**

10	20	30	40	50	60	70	80	90	

---

6 **Write the missing number in the box.**

11	12		14	15

Math Practice - Kindergarten

M-K3 Numbers 11 to 20 and counting to 100

M-K3 K.CC.1, K.CC.3, K.NBT.1

Name: _____ Date: _____

Write the missing number. Count by tens.

1 **Count all the dots. Write the number.**

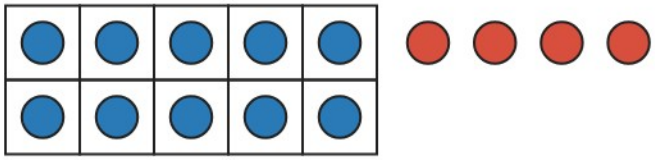

2 **Write the missing number in the box.**

10		30	40	50	60	70	80	90	100

3 **Write the missing number in the box.**

	9	10	11	12

4 **Count all the dots. Write the number.**

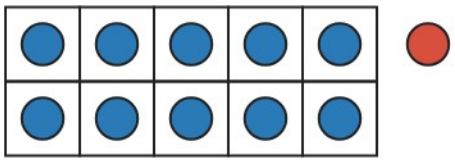

5 **Write the missing number in the box.**

10	20	30	40	50		70	80	90	100

6 **Write the missing number in the box.**

4	5	6		8

Math Practice - Kindergarten

M-K4 Addition within 10, putting together

M-K4 K.OA.1, K.OA.2, K.OA.5

Name: _____ Date: _____

Put the groups together. How many in all?

1 **Put together. How many in all?**



---

2 **Add.**

5 + 4 = ☐

---

3 **Put together. How many in all?**



---

4 **Add.**

0 + 0 = ☐

---

5 **Put together. How many in all?**



---

6 **Add.**

1 + 0 = ☐

---

7 **Put together. How many in all?**



Math Practice - Kindergarten

M-K4 Addition within 10, putting together

M-K4 K.OA.1, K.OA.2, K.OA.5

Name: _____ Date: _____

Put the groups together. How many in all?

1 **Put together. How many in all?**



---

2 **Add.**

0 + 5 = ☐

---

3 **Put together. How many in all?**

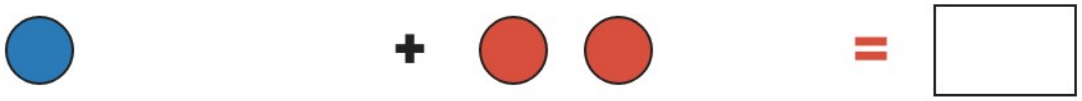

---

4 **Add.**

1 + 0 = ☐

---

5 **Put together. How many in all?**



---

6 **Add.**

3 + 5 = ☐

---

7 **Put together. How many in all?**



Math Practice - Kindergarten

M-K4 Addition within 10, putting together

M-K4 K.OA.1, K.OA.2, K.OA.5

Name: _____ Date: _____

Put the groups together. How many in all?

1 **Put together. How many in all?**



2 **Add.**

3 + 3 = ☐

3 **Put together. How many in all?**



4 **Add.**

2 + 5 = ☐

5 **Put together. How many in all?**



6 **Add.**

2 + 0 = ☐

7 **Put together. How many in all?**



Math Practice - Kindergarten

M-K5 Subtraction within 10, taking apart and taking from

M-K5 K.OA.1, K.OA.2, K.OA.5

Name: _____ Date: _____

Count what is left. Write the number.

1 **Count what is left.**

 = ☐

2 **Subtract.**

10 - 6 = ☐

3 **Count what is left.**

 = ☐

4 **Subtract.**

7 - 4 = ☐

5 **Count what is left.**

 = ☐

6 **Subtract.**

5 - 2 = ☐

7 **Count what is left.**

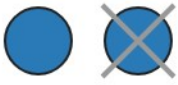 = ☐

Math Practice - Kindergarten

M-K5 Subtraction within 10, taking apart and taking from

M-K5 K.OA.1, K.OA.2, K.OA.5

Name: _____ Date: _____

Count what is left. Write the number.

1 **Count what is left.**



= ☐

2 **Subtract.**

3 - 1 = ☐

3 **Count what is left.**



= ☐

4 **Subtract.**

1 - 0 = ☐

5 **Count what is left.**



= ☐

6 **Subtract.**

7 - 2 = ☐

7 **Count what is left.**



= ☐

Math Practice - Kindergarten

M-K5 Subtraction within 10, taking apart and taking from

M-K5 K.OA.1, K.OA.2, K.OA.5

Name: _____ Date: _____

Count what is left. Write the number.

1 **Count what is left.**



= ☐

2 **Subtract.**

5 - 4 = ☐

3 **Count what is left.**



= ☐

4 **Subtract.**

10 - 10 = ☐

5 **Count what is left.**



= ☐

6 **Subtract.**

0 - 0 = ☐

7 **Count what is left.**



= ☐

Math Practice - Kindergarten

M-K6 Breaking numbers apart and making 10

M-K6 K.OA.3, K.OA.4

Name: _____ Date: _____

Fill in the missing number.

1 **Fill in the missing number.**

$$2 + \square = 10$$

---

2 **Fill in the missing part of the bond.**

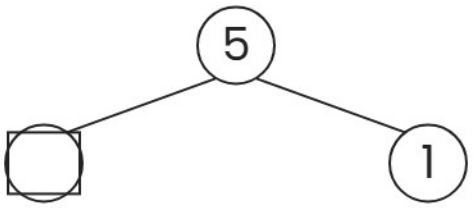

---

3 **Split the number two ways.**

Split 8 two ways:

$\square + \square = 8$ $\square + \square = 8$

---

4 **Fill in the missing number.**

$$\square + 3 = 6$$

---

5 **Fill in the missing part of the bond.**

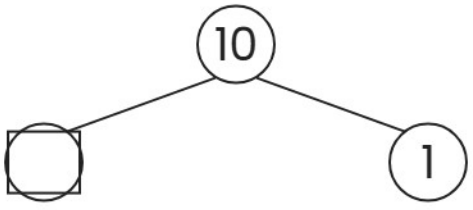

Math Practice - Kindergarten

M-K6 Breaking numbers apart and making 10

M-K6 K.OA.3, K.OA.4

Name: _____ Date: _____

Fill in the missing number.

1 **Fill in the missing number.**

$$0 + \square = 9$$

---

2 **Fill in the missing part of the bond.**

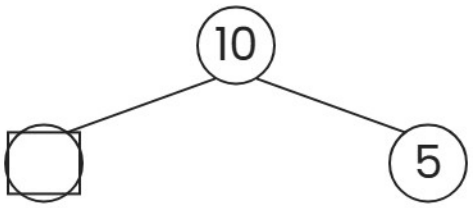

---

3 **Split the number two ways.**

Split 5 two ways:

$\square + \square = 5$ $\square + \square = 5$

---

4 **Fill in the missing number.**

$$5 + \square = 10$$

---

5 **Fill in the missing part of the bond.**

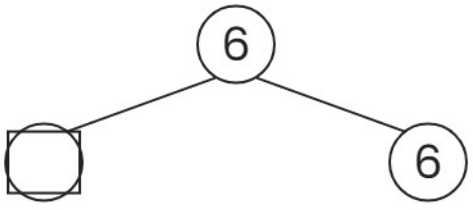

Math Practice - Kindergarten

M-K6 Breaking numbers apart and making 10

M-K6 K.OA.3, K.OA.4

Name: _____ Date: _____

Fill in the missing number.

1 **Fill in the missing number.**

$$\square + 3 = 10$$

---

2 **Fill in the missing part of the bond.**

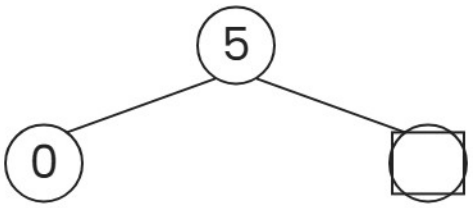

---

3 **Split the number two ways.**

Split 7 two ways:

$$\square + \square = 7 \qquad \square + \square = 7$$

---

4 **Fill in the missing number.**

$$3 + \square = 5$$

---

5 **Fill in the missing part of the bond.**

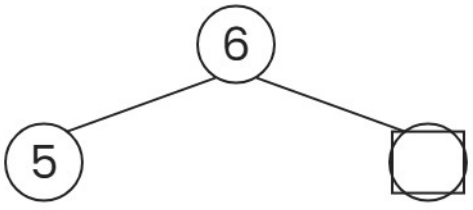

Math Practice - Kindergarten

M-K7 Measurement and sorting

M-K7 K.MD.1, K.MD.2, K.MD.3

Name: _____ Date: _____

Circle the longer or shorter one. Sort and count.

1 **Circle the shorter bar.**

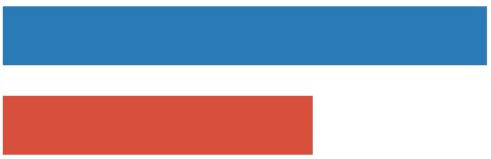

Top

Bottom

2 **Sort by color. Count the red circles and the blue circles.**



Red: ☐ Blue: ☐

3 **Circle the longer bar.**



Top

Bottom

4 **Sort by size. Count the big circles and the small circles.**



Big: ☐ Small: ☐

5 **Circle the shorter bar.**



Top

Bottom

Math Practice - Kindergarten

M-K7 Measurement and sorting

M-K7 K.MD.1, K.MD.2, K.MD.3

Name: _____ Date: _____

Circle the longer or shorter one. Sort and count.

1 **Circle the shorter bar.**



Top

Bottom

---

2 **Sort by shape. Count the circles and the squares.**

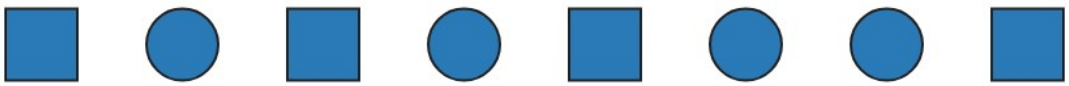

Circles: ☐ Squares: ☐

---

3 **Circle the shorter bar.**



Top

Bottom

---

4 **Sort by shape. Count the circles and the squares.**



Circles: ☐ Squares: ☐

---

5 **Circle the longer bar.**



Top

Bottom

Math Practice - Kindergarten

M-K7 Measurement and sorting

M-K7 K.MD.1, K.MD.2, K.MD.3

Name: _____ Date: _____

Circle the longer or shorter one. Sort and count.

1 **Circle the longer bar.**



Top

Bottom

---

2 **Sort by color. Count the red circles and the blue circles.**



Red: ☐ Blue: ☐

---

3 **Circle the longer bar.**



Top

Bottom

---

4 **Sort by shape. Count the circles and the squares.**



Circles: ☐ Squares: ☐

---

5 **Circle the shorter bar.**



Top

Bottom

Math Practice - Kindergarten

M-K8 Shapes, 2D, 3D, positions, composing

M-K8 K.G.1, K.G.2, K.G.3, K.G.4, K.G.5, K.G.6

Name: _____ Date: _____

Name the shape. Count its sides and corners.

1 What shape is this?

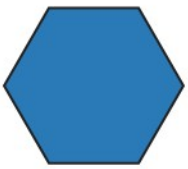

Shape: _____

2 How many sides? How many corners?



Sides: ☐

Corners: ☐

3 Is this shape flat or solid? Circle Flat or Solid.



Flat Solid

4 Where is the star? Fill in the missing word.



The star is ___ the box.

above below beside behind

5 Which two shapes make the triangle?

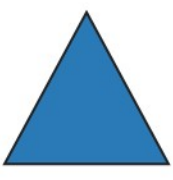

A



B

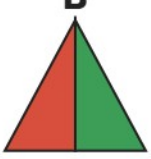

C



Math Practice - Kindergarten

M-K8 Shapes, 2D, 3D, positions, composing

M-K8 K.G.1, K.G.2, K.G.3, K.G.4, K.G.5, K.G.6

Name: _____ Date: _____

Name the shape. Count its sides and corners.

1 What shape is this?



Shape: _____

2 How many sides? How many corners?



Sides: ☐

Corners: ☐

3 Is this shape flat or solid? Circle Flat or Solid.



Flat Solid

4 Where is the star? Fill in the missing word.



The star is ___ the box.

above below beside behind

5 Which two shapes make the rectangle?



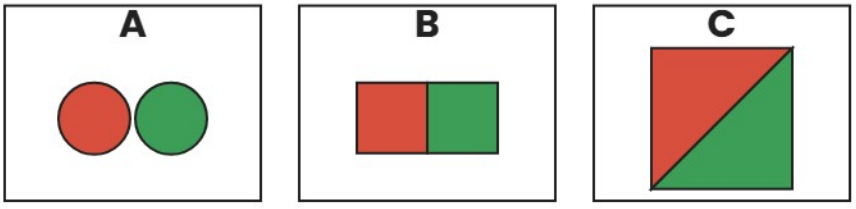

Math Practice - Kindergarten

M-K8 Shapes, 2D, 3D, positions, composing

M-K8 K.G.1, K.G.2, K.G.3, K.G.4, K.G.5, K.G.6

Name: _____ Date: _____

Name the shape. Count its sides and corners.

1 What shape is this?

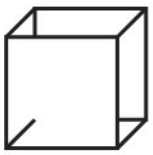

Shape: _____

2 How many sides? How many corners?



Sides: ☐

Corners: ☐

3 Is this shape flat or solid? Circle Flat or Solid.

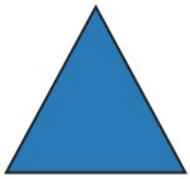

Flat Solid

4 Where is the star? Fill in the missing word.



The star is ___ the box.

above below beside behind

5 Which two shapes make the triangle?

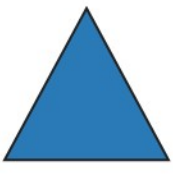

A

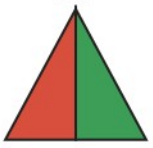

B



C

