Math Practice - Grade 8

M6 Linear functions and modeling

M6 8.F.B.4, 8.F.B.5

Name: _____ Date: _____

Find the rate of change and the initial value from a description, a table, or a graph. Pick the graph that matches a story. Describe a graph in words: increasing, decreasing, flat, steep.

1 **Mia has 13 saved and saves 2 each week. What is the initial value? What is the rate of change?**

Initial value ☐

Rate of change ☐

---

2 **Water fills a tank, then the tap is turned off. Which graph matches the story?**

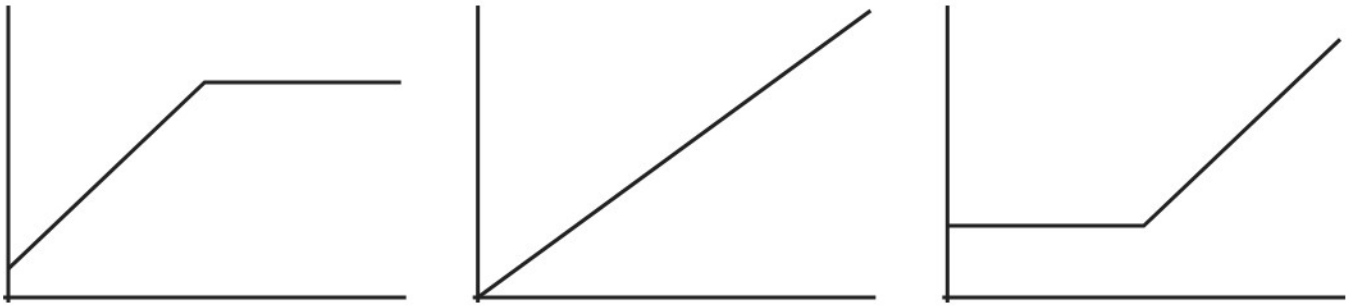

A **B** **C**

---

3 **Describe the graph.**

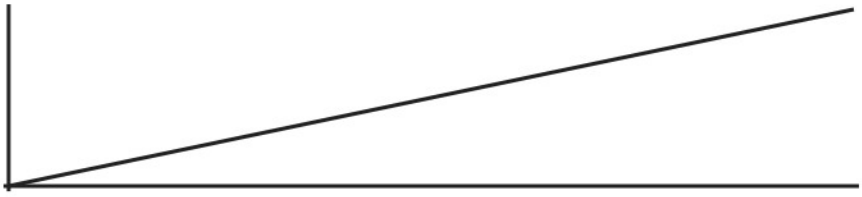

Increasing	Flat then increasing	Increasing then flat	Increasing then decreasing

Math Practice - Grade 8

M6 Linear functions and modeling

M6 8.F.B.4, 8.F.B.5

Name: _____ Date: _____

Find the rate of change and the initial value from a description, a table, or a graph. Pick the graph that matches a story. Describe a graph in words: increasing, decreasing, flat, steep.

1 **Find the initial value and the rate of change from the graph.**

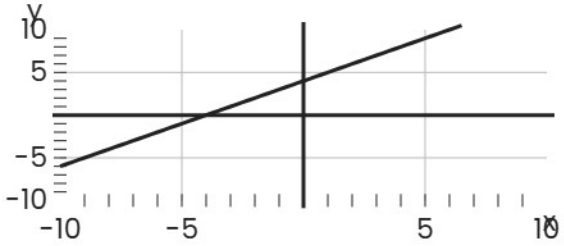

Initial value ☐

Rate of change ☐

2 **Mia rests, then walks home at a steady speed. Which graph matches the story?**

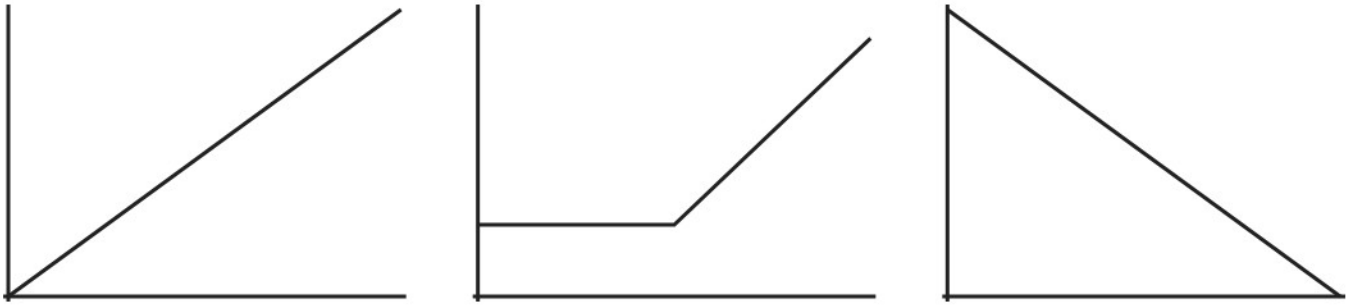

A **B** **C**

3 **Describe the graph.**



Flat	Increasing then decreasing	Flat then increasing	Increasing

Math Practice - Grade 8

M6 Linear functions and modeling

M6 8.F.B.4, 8.F.B.5

Name: _____ Date: _____

Find the rate of change and the initial value from a description, a table, or a graph. Pick the graph that matches a story. Describe a graph in words: increasing, decreasing, flat, steep.

1 **Find the initial value and the rate of change from the table.**

x	y
0	8
1	9
2	10
3	11

Initial value ☐

Rate of change ☐

---

2 **A car drives at a steady speed. Which graph matches the story?**

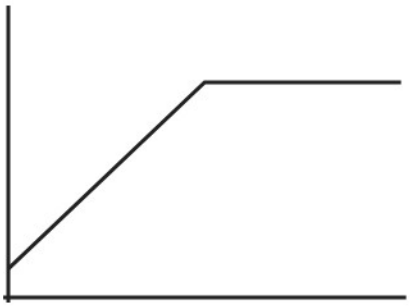

A

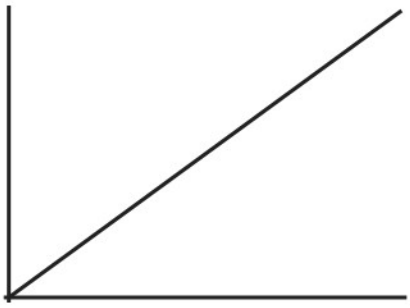

B

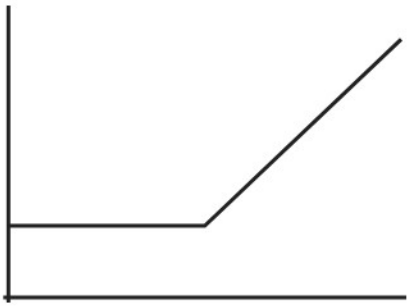

C

---

3 **Describe the graph.**



Increasing then flat	Decreasing	Flat then increasing	Increasing then decreasing