Math Practice - Grade 8

M5 Functions

M5 8.F.A.1, 8.F.A.2, 8.F.A.3

Name: _____ Date: _____

Tell whether a table or a graph is a function. Compare two functions by their rate of change. Tell whether a function is linear or nonlinear from a table, a graph, or an equation.

1 **Is the graph a function?**

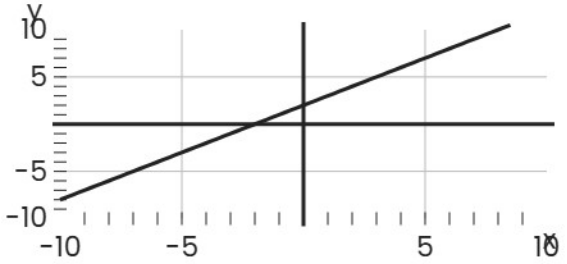

Function | Not a function

---

2 **Function A is shown in the table. Function B is y = 3x. Which function has the greater rate of change?**

x	y
0	4
1	8
2	12

Function B: y = 3x

Function A | Function B

---

3 **Is y = 4x + 1 linear or nonlinear?**

Linear | Nonlinear

Math Practice - Grade 8

M5 Functions

M5 8.F.A.1, 8.F.A.2, 8.F.A.3

Name: _____ Date: _____

Tell whether a table or a graph is a function. Compare two functions by their rate of change. Tell whether a function is linear or nonlinear from a table, a graph, or an equation.

1 **Is the table a function?**

x	y
1	3
2	11
3	7
4	6

Function | Not a function

---

2 **Function A is shown in the table. Function B is y = 5x + 1. Which function has the greater rate of change?**

x	y
0	1
1	3
2	5

Function B: y = 5x + 1

Function A | Function B

---

3 **Is the function in the table linear or nonlinear?**

x	y
0	5
1	7
2	9
3	11

Linear | Nonlinear

Math Practice - Grade 8

M5 Functions

M5 8.F.A.1, 8.F.A.2, 8.F.A.3

Name: _____ Date: _____

Tell whether a table or a graph is a function. Compare two functions by their rate of change. Tell whether a function is linear or nonlinear from a table, a graph, or an equation.

1 **Is the graph a function?**

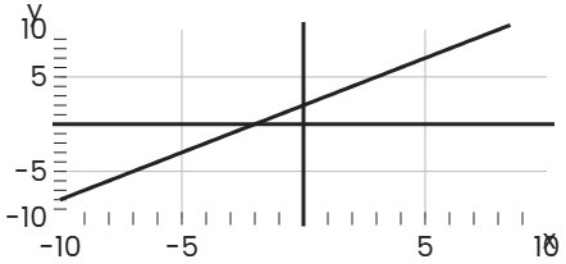

Function | Not a function

---

2 **Function A is shown in the table. Function B is y = x + 5. Which function has the greater rate of change?**

x	y
0	5
1	7
2	9

Function B: y = x + 5

Function A | Function B

---

3 **Is the function in the graph linear or nonlinear?**

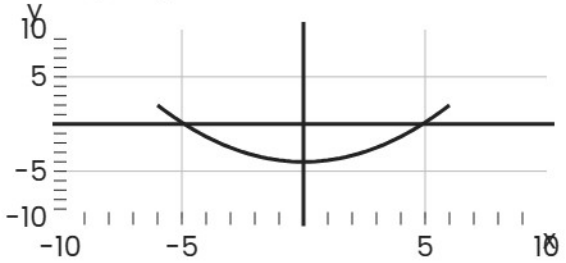

Linear | Nonlinear