Math Practice - Grade 8

M3 Proportional relationships, slope, linear equations

M3 8.EE.B.5, 8.EE.B.6

Name: _____ Date: _____

Find the unit rate as the slope of a proportional relationship. Compare two proportional relationships. Find the slope as rise over run from a graph. Write the equation of a line.

1 **A car travels 16 miles in 2 hours. What is the unit rate in miles per hour?**

Miles per hour ☐

---

2 **Car A travels at 10 miles per hour. Car B travels 20 miles in 5 hours. Which car is faster?**

☐ Car A ☐ Car B

---

3 **Find the slope of the line. The two marked points are (−4, −3) and (4, 3).**

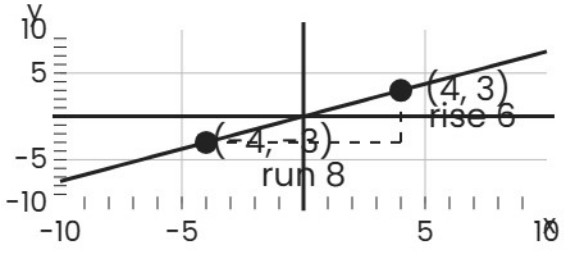

☐
☐

Math Practice - Grade 8

M3 Proportional relationships, slope, linear equations

M3 8.EE.B.5, 8.EE.B.6

Name: _____ Date: _____

Find the unit rate as the slope of a proportional relationship. Compare two proportional relationships. Find the slope as rise over run from a graph. Write the equation of a line.

1 **A car travels 25 miles in 5 hours. What is the unit rate in miles per hour?**

Miles per hour ☐

---

2 **Car A travels at 11 miles per hour. Car B travels 18 miles in 2 hours. Which car is faster?**

☐ Car A ☐ Car B

---

3 **Find the slope of the line. The two marked points are (0, 0) and (3, 6).**

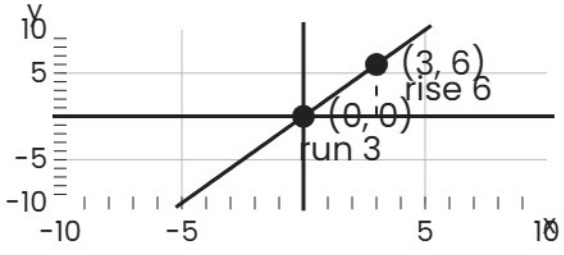

☐
☐

Math Practice - Grade 8

M3 Proportional relationships, slope, linear equations

M3 8.EE.B.5, 8.EE.B.6

Name: _____ Date: _____

Find the unit rate as the slope of a proportional relationship. Compare two proportional relationships. Find the slope as rise over run from a graph. Write the equation of a line.

1 **A car travels 42 miles in 6 hours. What is the unit rate in miles per hour?**

Miles per hour ☐

---

2 **Car A travels at 2 miles per hour. Car B travels 22 miles in 2 hours. Which car is faster?**

☐ Car A ☐ Car B

---

3 **Find the slope of the line. The two marked points are (−6, −3) and (4, 2).**

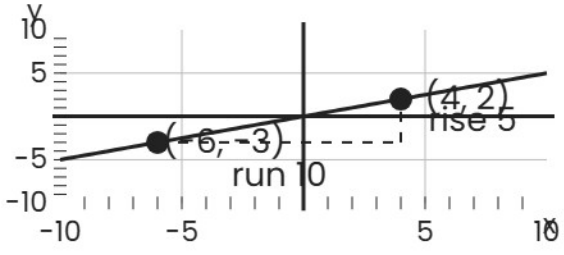

☐
☐