Math Practice - Grade 7

M9 Statistics: sampling and comparing populations

M9 7.SP.1, 7.SP.2, 7.SP.3, 7.SP.4

Name: _____ Date: _____

Tell whether the sample is representative or biased. Use the sample to estimate the population value. Compare the two populations by center and by spread.

1 **A librarian asks every 10th student who walks into the library about reading. Is the sample representative or biased?**

Representative	Biased

---

2 **A survey asked 20 students. 11 chose pizza. The school has 220 students. About how many students in the school chose pizza?**

Estimate ☐

---

3 **Which group has the greater spread?**

Group A



Group B

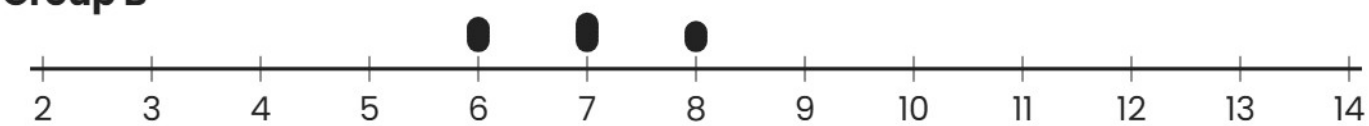

☐

Math Practice - Grade 7

M9 Statistics: sampling and comparing populations

M9 7.SP.1, 7.SP.2, 7.SP.3, 7.SP.4

Name: _____ Date: _____

Tell whether the sample is representative or biased. Use the sample to estimate the population value. Compare the two populations by center and by spread.

1 **Maya asks her 10 best friends what sport the school should offer. Is the sample representative or biased?**

Representative | Biased

---

2 **The lengths of 12 words are 3, 7, 3, 6, 4, 4, 3, 7, 3, 2, 5, 7. Estimate the mean word length. Round to the nearest whole number.**

Estimate ☐

---

3 **Do the two groups overlap a lot or a little?**

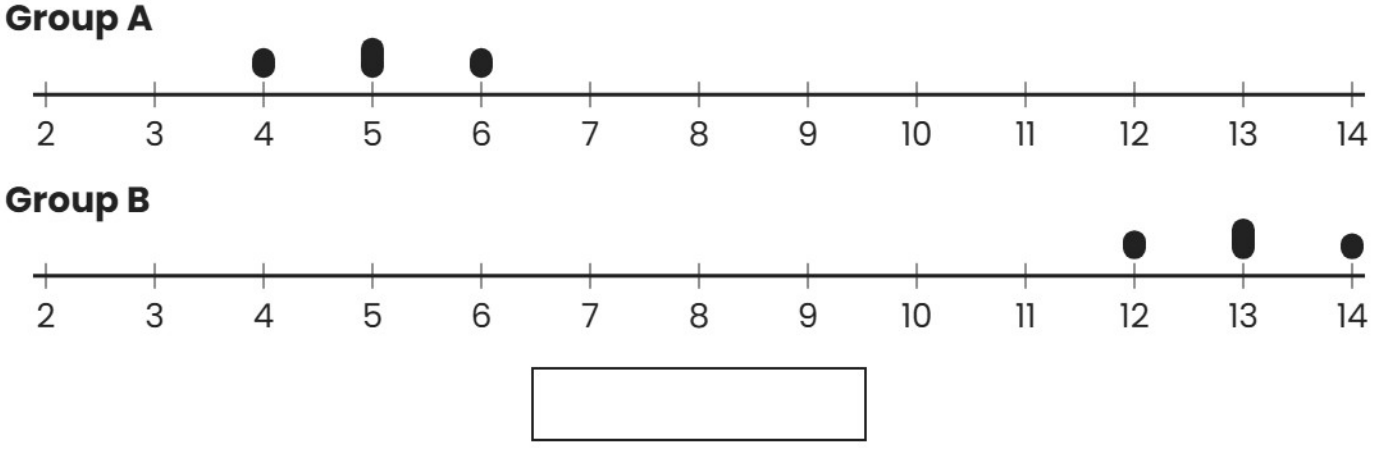

☐

Math Practice - Grade 7

M9 Statistics: sampling and comparing populations

M9 7.SP.1, 7.SP.2, 7.SP.3, 7.SP.4

Name: _____ Date: _____

Tell whether the sample is representative or biased. Use the sample to estimate the population value. Compare the two populations by center and by spread.

1 **A survey picks 30 students at random from all grades to ask about homework. Is the sample representative or biased?**

Representative | Biased

---

2 **The lengths of 12 words are 6, 5, 9, 9, 4, 4, 4, 6, 5, 9, 5, 9. Estimate the mean word length. Round to the nearest whole number.**

Estimate ☐

---

3 **Do the two groups overlap a lot or a little?**

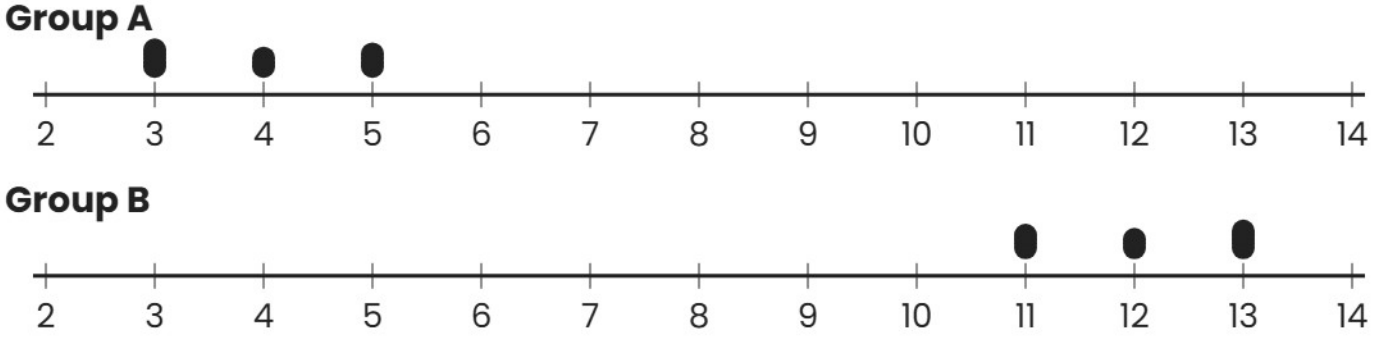

☐