# Math Practice - Grade 6

## M13 Statistics: questions, data, and displays

M13 6.SP.A.1, 6.SP.A.2, 6.SP.A.3, 6.SP.B.4, 6.SP.B.5, 6.SP.B.5a, 6.SP.B.5b, 6.SP.B.5c, 6.SP.B.5d

Name: _____ Date: _____

Is the question statistical? Read the dot plot. Find the mean or the median. Find the range, the interquartile range, or the mean absolute deviation.

**1 How tall are the students in your class? Is this a statistical question? Circle Statistical or Not statistical.**

Statistical | Not statistical

---

**2 How many values are greater than 7?**

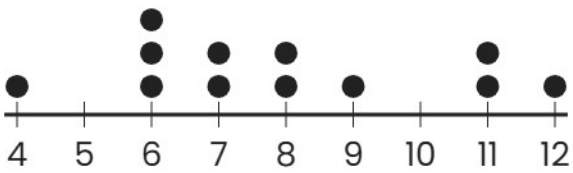


---

**3 Find the mean of the data set.**

36, 41, 11, 25, 35, 8, 11, 15, 16

# Math Practice - Grade 6

## M13 Statistics: questions, data, and displays

M13 6.SP.A.1, 6.SP.A.2, 6.SP.A.3, 6.SP.B.4, 6.SP.B.5, 6.SP.B.5a, 6.SP.B.5b, 6.SP.B.5c, 6.SP.B.5d

Name: _____ Date: _____

Is the question statistical? Read the dot plot. Find the mean or the median. Find the range, the interquartile range, or the mean absolute deviation.

**1 What time does school start? Is this a statistical question? Circle Statistical or Not statistical.**

| Statistical | Not statistical |
|---|---|

---

**2 How many observations are in the dot plot?**

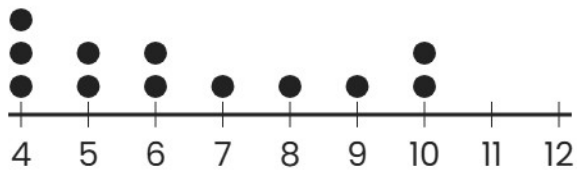


---

**3 Find the median of the data set.**

32, 41, 13, 38, 40, 36, 1, 31

# Math Practice - Grade 6

## M13 Statistics: questions, data, and displays

M13 6.SP.A.1, 6.SP.A.2, 6.SP.A.3, 6.SP.B.4, 6.SP.B.5, 6.SP.B.5a, 6.SP.B.5b, 6.SP.B.5c, 6.SP.B.5d

Name: _____ Date: _____

Is the question statistical? Read the dot plot. Find the mean or the median. Find the range, the interquartile range, or the mean absolute deviation.

**1 How much do the bags in the class weigh? Is this a statistical question? Circle Statistical or Not statistical.**

| Statistical | Not statistical |
|---|---|

---

**2 How many observations are in the dot plot?**

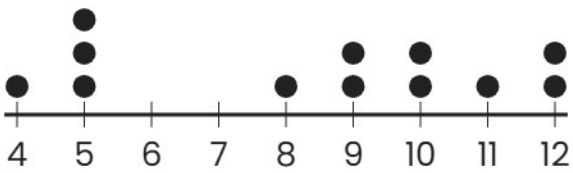


---

**3 Find the mean of the data set.**

3, 10, 23, 0, 36, 42