Math Practice - Grade 5

M1 Place value and decimals to thousandths

M1 5.NBT.A.1, 5.NBT.A.2, 5.NBT.A.3, 5.NBT.A.3a, 5.NBT.A.3b

Name: _____ Date: _____

Write the value of the circled digit. Multiply or divide by 10, 100, or 1,000. Write the decimal in expanded form and in words. Compare the decimals.

1 **What is the value of the circled digit?**

2 9 9 . 1 2 (5)

Value: ☐

---

2 **9.3 x 1000 = ?**

9.3 x 1000 = ☐

---

3 **Write 280.637 in expanded form.**

280.637

Expanded form: ☐

---

4 **Write 119.72 in words.**

119.72

In words: ☐

Math Practice - Grade 5

M1 Place value and decimals to thousandths

M1 5.NBT.A.1, 5.NBT.A.2, 5.NBT.A.3, 5.NBT.A.3a, 5.NBT.A.3b

Name: _____ Date: _____

Write the value of the circled digit. Multiply or divide by 10, 100, or 1,000. Write the decimal in expanded form and in words. Compare the decimals.

1 **What is the value of the circled digit?**

(6)6 8 . 4 7 7

Value: ☐

---

2 **31.09 / 10 = ?**

31.09 / 10 = ☐

---

3 **Write 982.594 in expanded form.**

982.594

Expanded form: ☐

---

4 **Write 829.906 in words.**

829.906

In words: ☐

Math Practice - Grade 5

M1 Place value and decimals to thousandths

M1 5.NBT.A.1, 5.NBT.A.2, 5.NBT.A.3, 5.NBT.A.3a, 5.NBT.A.3b

Name: _____ Date: _____

Write the value of the circled digit. Multiply or divide by 10, 100, or 1,000. Write the decimal in expanded form and in words. Compare the decimals.

1 **What is the value of the circled digit?**

4 3 0 . (5) 5 7

Value: ☐

---

2 **6.256 x 1000 = ?**

6.256 x 1000 = ☐

---

3 **Write 40.827 in expanded form.**

40.827

Expanded form: ☐

---

4 **Write 127.856 in words.**

127.856

In words: ☐

Math Practice - Grade 5

M2 Rounding decimals

M2 5.NBT.A.4

Name: _____ Date: _____

Round the decimal to the place the question asks for. Look at the digit to the right to decide.

1 **Round 9.581 to the nearest whole number.**

9.581

Nearest whole number: ☐

2 **Round 5.405 to the nearest tenth.**

5.405

Nearest tenth: ☐

3 **Round 8.072 to the nearest hundredth.**

8.072

Nearest hundredth: ☐

4 **Round 1.089 to the nearest thousandth.**

1.089

Nearest thousandth: ☐

5 **Round 7.555 to the nearest whole number.**

7.555

Nearest whole number: ☐

6 **Round 4.295 to the nearest tenth.**

4.295

Nearest tenth: ☐

7 **Round 5.409 to the nearest hundredth.**

5.409

Nearest hundredth: ☐

8 **Round 6.083 to the nearest thousandth.**

6.083

Nearest thousandth: ☐

9 **Round 6.415 to the nearest whole number.**

6.415

Nearest whole number: ☐

10 **Round 4.919 to the nearest tenth.**

4.919

Nearest tenth: ☐

11 **Round 5.31 to the nearest hundredth.**

5.31

Nearest hundredth: ☐

12 **Round 9.185 to the nearest thousandth.**

9.185

Nearest thousandth: ☐

Math Practice - Grade 5

M2 Rounding decimals

M2 5.NBT.A.4

Name: _____ Date: _____

Round the decimal to the place the question asks for. Look at the digit to the right to decide.

1 **Round 2.781 to the nearest whole number.**

2.781

Nearest whole number: ☐

2 **Round 9.571 to the nearest tenth.**

9.571

Nearest tenth: ☐

3 **Round 9.594 to the nearest hundredth.**

9.594

Nearest hundredth: ☐

4 **Round 2.233 to the nearest thousandth.**

2.233

Nearest thousandth: ☐

5 **Round 7.862 to the nearest whole number.**

7.862

Nearest whole number: ☐

6 **Round 7.533 to the nearest tenth.**

7.533

Nearest tenth: ☐

7 **Round 9.988 to the nearest hundredth.**

9.988

Nearest hundredth: ☐

8 **Round 6.893 to the nearest thousandth.**

6.893

Nearest thousandth: ☐

9 **Round 9.192 to the nearest whole number.**

9.192

Nearest whole number: ☐

10 **Round 9.437 to the nearest tenth.**

9.437

Nearest tenth: ☐

11 **Round 7.094 to the nearest hundredth.**

7.094

Nearest hundredth: ☐

12 **Round 4.72 to the nearest thousandth.**

4.72

Nearest thousandth: ☐

Math Practice - Grade 5

M2 Rounding decimals

M2 5.NBT.A.4

Name: _____ Date: _____

Round the decimal to the place the question asks for. Look at the digit to the right to decide.

1 **Round 8.713 to the nearest whole number.**

8.713

Nearest whole number: ☐

2 **Round 5.164 to the nearest tenth.**

5.164

Nearest tenth: ☐

3 **Round 1.231 to the nearest hundredth.**

1.231

Nearest hundredth: ☐

4 **Round 6.357 to the nearest thousandth.**

6.357

Nearest thousandth: ☐

5 **Round 6.884 to the nearest whole number.**

6.884

Nearest whole number: ☐

6 **Round 5.419 to the nearest tenth.**

5.419

Nearest tenth: ☐

7 **Round 1.708 to the nearest hundredth.**

1.708

Nearest hundredth: ☐

8 **Round 8.271 to the nearest thousandth.**

8.271

Nearest thousandth: ☐

9 **Round 7.687 to the nearest whole number.**

7.687

Nearest whole number: ☐

10 **Round 2.391 to the nearest tenth.**

2.391

Nearest tenth: ☐

11 **Round 8.545 to the nearest hundredth.**

8.545

Nearest hundredth: ☐

12 **Round 8.571 to the nearest thousandth.**

8.571

Nearest thousandth: ☐

Math Practice - Grade 5

M3 Multi digit whole number multiplication and division

M3 5.NBT.B.5, 5.NBT.B.6

Name: _____ Date: _____

Multiply in a column grid. Divide with a two digit divisor. Fill in the area model.

1 **Multiply.**

$$\begin{array}{r} 3860 \\ \times \quad 7 \\ \hline \square \end{array}$$

2 **Multiply.**

$$\begin{array}{r} 81 \\ \times \quad 82 \\ \hline \square \end{array}$$

3 **Divide. Write the quotient and the remainder.**

$$35 \overline{)\square\square}$$

1680

Math Practice - Grade 5

M3 Multi digit whole number multiplication and division

M3 5.NBT.B.5, 5.NBT.B.6

Name: _____ Date: _____

Multiply in a column grid. Divide with a two digit divisor. Fill in the area model.

1 **Multiply.**

$$\begin{array}{r} 4007 \\ \times \quad 3 \\ \hline \square \end{array}$$

2 **Multiply.**

$$\begin{array}{r} 19 \\ \times \quad 88 \\ \hline \square \end{array}$$

3 **Divide. Write the quotient and the remainder.**

$$35 \overline{)\,2590}$$

Math Practice - Grade 5

M3 Multi digit whole number multiplication and division

M3 5.NBT.B.5, 5.NBT.B.6

Name: _____ Date: _____

Multiply in a column grid. Divide with a two digit divisor. Fill in the area model.

1 **Multiply.**

$$\begin{array}{r} 5284 \\ \times \quad 2 \\ \hline \square \end{array}$$

2 **Multiply.**

$$\begin{array}{r} 33 \\ \times \quad 45 \\ \hline \square \end{array}$$

3 **Divide. Write the quotient and the remainder.**

$$59 \overline{)\square\square}$$

1121

Math Practice - Grade 5

M4 Decimal operations

M4 5.NBT.B.7

Name: _____ Date: _____

Add, subtract, multiply, and divide decimals. Line up the decimal points. Count the decimal places in a product.

1 Subtract.

$$\begin{array}{r} 14.12 \\ -\quad 7.92 \\ \hline \boxed{} \end{array}$$

2 Multiply.

$$0.25 \times 3.9 = \boxed{}$$

3 Divide.

$$\begin{array}{r|l} & \boxed{} \\ \hline 2.3 & 20.47 \end{array}$$

Math Practice - Grade 5

M4 Decimal operations

M4 5.NBT.B.7

Name: _____ Date: _____

Add, subtract, multiply, and divide decimals. Line up the decimal points. Count the decimal places in a product.

1 Subtract.

$$\begin{array}{r} 38.01 \\ -\quad 25.2 \\ \hline \boxed{} \end{array}$$

2 Multiply.

$$9.8 \times 6.87 = \boxed{}$$

3 Divide.

$$\begin{array}{r|l} & \boxed{} \\ \hline 3.7 & 325.6 \end{array}$$

Math Practice - Grade 5

M4 Decimal operations

M4 5.NBT.B.7

Name: _____ Date: _____

Add, subtract, multiply, and divide decimals. Line up the decimal points. Count the decimal places in a product.

1 Add.

$$\begin{array}{r} 91.62 \\ +\quad 89.05 \\ \hline \boxed{} \end{array}$$

2 Multiply.

$$5.95 \times 3.5 = \boxed{}$$

3 Divide.

$$\begin{array}{r|l} & \boxed{} \\ \hline 1.4 & 124.6 \end{array}$$

Math Practice - Grade 5

M5 Numerical expressions

M5 5.OA.A.1, 5.OA.A.2

Name: _____ Date: _____

Work inside the grouping symbols first. Write the expression the words describe. Compare the expressions by their shape, without working them out.

1 **Work out the value.**

$$(22 + 8) / 5 = \square$$

---

2 **Multiply 12 by 4, then add 23.**

Expression: ☐

---

3 **Write > or < or = in the box. Do not work them out.**

$$3 \times (26 + 15) \square (26 + 15)$$

---

4 **Work out the value.**

$$55 - (29 - 6) = \square$$

Math Practice - Grade 5

M5 Numerical expressions

M5 5.OA.A.1, 5.OA.A.2

Name: _____ Date: _____

Work inside the grouping symbols first. Write the expression the words describe. Compare the expressions by their shape, without working them out.

1 **Work out the value.**

$$[(5 + 3) \times 4] - 9 = \square$$

---

2 **Divide 50 by 5, then subtract 4.**

Expression: ☐

---

3 **Write > or < or = in the box. Do not work them out.**

$$4 \times (27 + 2) \square (27 + 2)$$

---

4 **Work out the value.**

$$[(7 + 11) \times 3] - 5 = \square$$

Math Practice - Grade 5

M5 Numerical expressions

M5 5.OA.A.1, 5.OA.A.2

Name: _____ Date: _____

Work inside the grouping symbols first. Write the expression the words describe. Compare the expressions by their shape, without working them out.

1 **Work out the value.**

$$8 \times (5 + 4) = \square$$

---

2 **Add 5 and 9, then multiply by 6.**

Expression: ☐

---

3 **Write > or < or = in the box. Do not work them out.**

$$(6 + 20) \square 4 \times (6 + 20)$$

---

4 **Work out the value.**

$$\{8 + (15 - 5)\} \times 3 = \square$$

Math Practice - Grade 5

M6 Add and subtract fractions with unlike denominators

M6 5.NF.A.1, 5.NF.A.2

Name: _____ Date: _____

Find a common denominator first. Add and subtract mixed numbers with unlike denominators. Estimate with a benchmark fraction first.

1 **Add or subtract the fractions.**

$$\frac{7}{10} + \frac{2}{4} = \square\ \frac{\square}{\square}$$

---

2 **Add or subtract the mixed numbers.**

$$3\frac{2}{3} + 2\frac{3}{6} = \square\ \frac{\square}{\square}$$

---

3 **Estimate 1/4 + 1/2. Circle your estimate.**

$$\frac{1}{4} + \frac{1}{2}$$

Less than 1/2	About 1/2	About 1	More than 1

---

4 **Add or subtract the fractions.**

$$\frac{2}{3} - \frac{1}{2} = \frac{\square}{\square}$$

Math Practice - Grade 5

M6 Add and subtract fractions with unlike denominators

M6 5.NF.A.1, 5.NF.A.2

Name: _____ Date: _____

Find a common denominator first. Add and subtract mixed numbers with unlike denominators. Estimate with a benchmark fraction first.

1 **Add or subtract the fractions.**

$$\frac{1}{6} + \frac{6}{10} = \frac{\square}{\square}$$

2 **Add or subtract the mixed numbers.**

$$3\frac{1}{2} - 1\frac{9}{10} = \square\frac{\square}{\square}$$

3 **Estimate 1/6 + 6/10. Circle your estimate.**

$$\frac{1}{6} + \frac{6}{10}$$

Less than 1/2	About 1/2	About 1	More than 1

4 **Add or subtract the fractions.**

$$\frac{4}{5} - \frac{3}{4} = \frac{\square}{\square}$$

Math Practice - Grade 5

M6 Add and subtract fractions with unlike denominators

M6 5.NF.A.1, 5.NF.A.2

Name: _____ Date: _____

Find a common denominator first. Add and subtract mixed numbers with unlike denominators. Estimate with a benchmark fraction first.

1 **Add or subtract the fractions.**

$$\frac{1}{2} - \frac{1}{5} = \frac{\square}{\square}$$

---

2 **Add or subtract the mixed numbers.**

$$2\frac{6}{8} + 1\frac{3}{12} = \square$$

---

3 **Estimate 1/10 + 2/3. Circle your estimate.**

$$\frac{1}{10} + \frac{2}{3}$$

Less than 1/2	About 1/2	About 1	More than 1

---

4 **Add or subtract the fractions.**

$$\frac{3}{5} - \frac{1}{8} = \frac{\square}{\square}$$

Math Practice - Grade 5

M7 Multiply fractions, fractions as division

M7 5.NF.B.3, 5.NF.B.4, 5.NF.B.4a, 5.NF.B.4b, 5.NF.B.5, 5.NF.B.5a, 5.NF.B.5b, 5.NF.B.6

Name: _____ Date: _____

Read a fraction as a division. Multiply fractions and mixed numbers. Find the area with fractional sides. Judge the size of a product without multiplying.

1 **Write 4/5 as a division.**

$$\frac{4}{5} = \square$$

---

2 **Multiply.**

$$\frac{2}{12} \times \frac{3}{4} = \frac{\square}{\square}$$

---

3 **Multiply.**

$$5\frac{7}{12} \times 5\frac{4}{6} = \square\frac{\square}{\square}$$

---

4 **Find the area of the rectangle.**

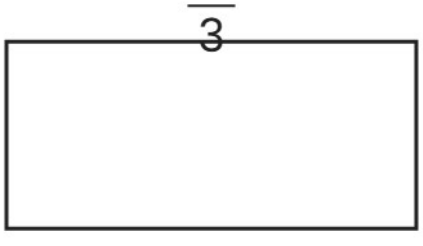

Area = $\frac{\square}{\square}$ square units

Math Practice - Grade 5

M7 Multiply fractions, fractions as division

M7 5.NF.B.3, 5.NF.B.4, 5.NF.B.4a, 5.NF.B.4b, 5.NF.B.5, 5.NF.B.5a, 5.NF.B.5b, 5.NF.B.6

Name: _____ Date: _____

Read a fraction as a division. Multiply fractions and mixed numbers. Find the area with fractional sides. Judge the size of a product without multiplying.

1 **2 pizzas are shared equally among 7 friends. How much pizza does each friend get?**

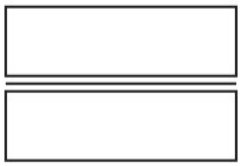

---

2 **Multiply.**

$$\frac{5}{6} \quad x \quad \frac{1}{2} \quad = \quad \square$$

---

3 **Multiply.**

$$3\frac{1}{2} \quad x \quad 3\frac{8}{12} \quad = \quad \square\frac{\square}{\square}$$

---

4 **Find the area of the rectangle.**

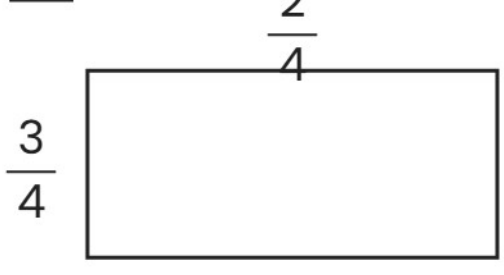

Area = $\frac{\square}{\square}$ square units

Math Practice - Grade 5

M7 Multiply fractions, fractions as division

M7 5.NF.B.3, 5.NF.B.4, 5.NF.B.4a, 5.NF.B.4b, 5.NF.B.5, 5.NF.B.5a, 5.NF.B.5b, 5.NF.B.6

Name: _____ Date: _____

Read a fraction as a division. Multiply fractions and mixed numbers. Find the area with fractional sides. Judge the size of a product without multiplying.

1 **Write 2/4 as a division.**

$$\frac{2}{4} = \square$$

---

2 **Multiply.**

$$\frac{2}{12} \times \frac{3}{4} = \frac{\square}{\square}$$

---

3 **Multiply.**

$$2\frac{2}{3} \times 3\frac{1}{12} = \square\frac{\square}{\square}$$

---

4 **Find the area of the rectangle.**

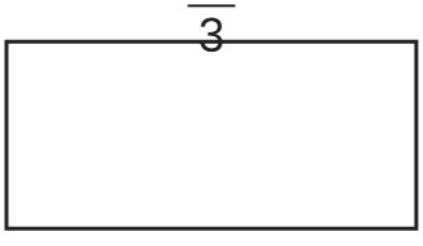

Area = $\frac{\square}{\square}$ square units

Math Practice - Grade 5

M8 Divide unit fractions and whole numbers

M8 5.NF.B.7, 5.NF.B.7a, 5.NF.B.7b, 5.NF.B.7c

Name: _____ Date: _____

Divide a unit fraction by a whole number. Divide a whole number by a unit fraction. Check each answer by multiplying.

1 **Divide.**

$$\frac{1}{12} \quad / \quad 7 \quad = \quad \frac{\square}{\square}$$



---

2 **Divide.**

$$6 \quad / \quad \frac{1}{7} \quad = \quad \square$$



One whole has 7 parts.

---

3 **How many 1/2-cup servings are in 8 cups of raisins?**

$\square$

---

4 **Divide.**

$$\frac{1}{2} \quad / \quad 2 \quad = \quad \frac{\square}{\square}$$

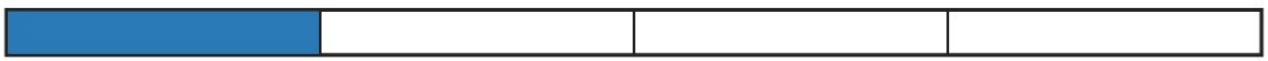

Math Practice - Grade 5

M8 Divide unit fractions and whole numbers

M8 5.NF.B.7, 5.NF.B.7a, 5.NF.B.7b, 5.NF.B.7c

Name: _____ Date: _____

Divide a unit fraction by a whole number. Divide a whole number by a unit fraction. Check each answer by multiplying.

1 **Divide.**

$$\frac{1}{10} \quad / \quad 3 \quad = \quad \frac{\square}{\square}$$

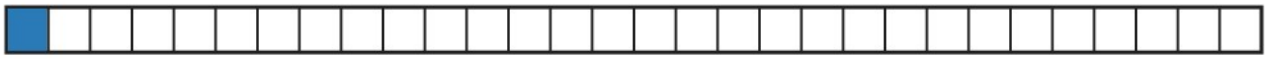

---

2 **Divide.**

$$2 \quad / \quad \frac{1}{12} \quad = \quad \square$$



One whole has 12 parts.

---

3 **How many 1/3-cup servings are in 4 cups of raisins?**

$\square$

---

4 **Divide.**

$$\frac{1}{9} \quad / \quad 8 \quad = \quad \frac{\square}{\square}$$



Math Practice - Grade 5

M8 Divide unit fractions and whole numbers

M8 5.NF.B.7, 5.NF.B.7a, 5.NF.B.7b, 5.NF.B.7c

Name: _____ Date: _____

Divide a unit fraction by a whole number. Divide a whole number by a unit fraction. Check each answer by multiplying.

1 **Divide.**

$$\frac{1}{7} \quad / \quad 7 \quad = \quad \frac{\square}{\square}$$

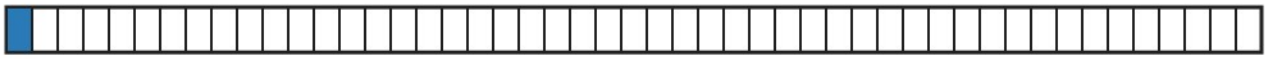

---

2 **Divide.**

$$9 \quad / \quad \frac{1}{12} \quad = \quad \square$$



One whole has 12 parts.

---

3 **1/9 of a liter of paint is shared equally by 7 friends. How much paint does each friend get?**

$$\frac{\square}{\square}$$

---

4 **Divide.**

$$\frac{1}{2} \quad / \quad 3 \quad = \quad \frac{\square}{\square}$$

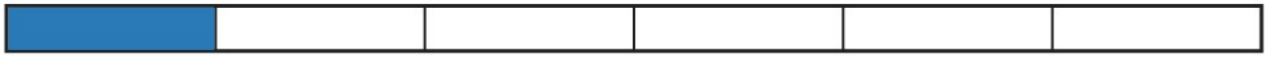

Math Practice - Grade 5

M9 Patterns and the coordinate plane

M9 5.OA.B.3, 5.G.A.1, 5.G.A.2

Name: _____ Date: _____

Write the next term in each pattern and the ordered pair they make. Plot the point on the grid. Read the coordinates of the plotted point.

1 Write the next term in each pattern, then the ordered pair they make.

A: Add 10	0	10	20	30	☐
B: Add 3	0	3	6	9	☐

Ordered pair: (☐ , ☐)

2 Plot the point (6, 10) on the grid.

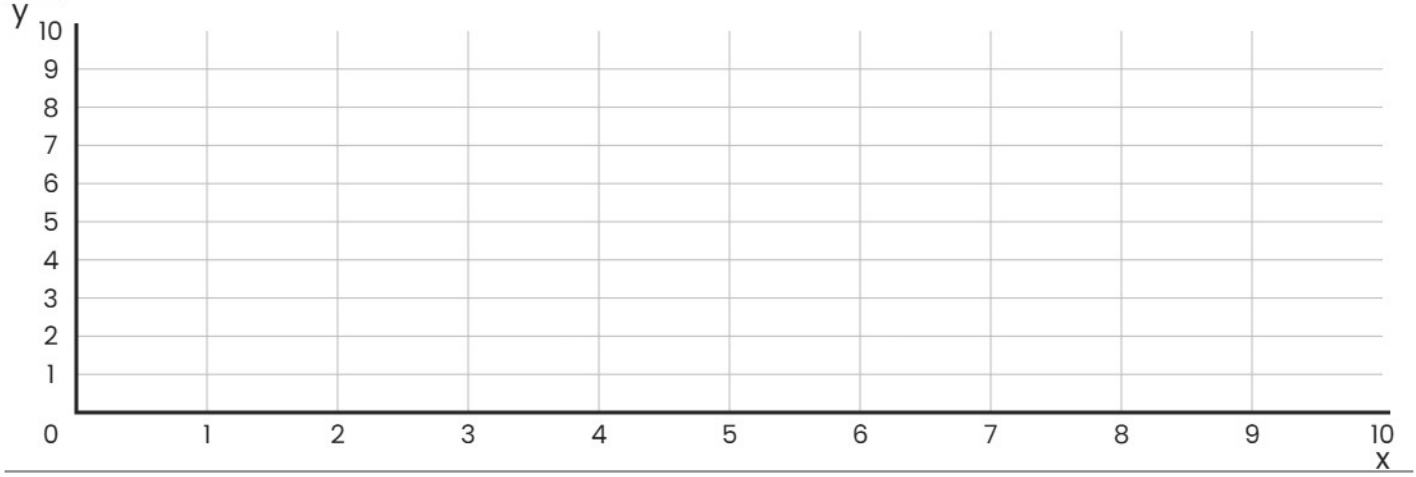

3 What are the coordinates of the plotted point? Write them in the boxes.

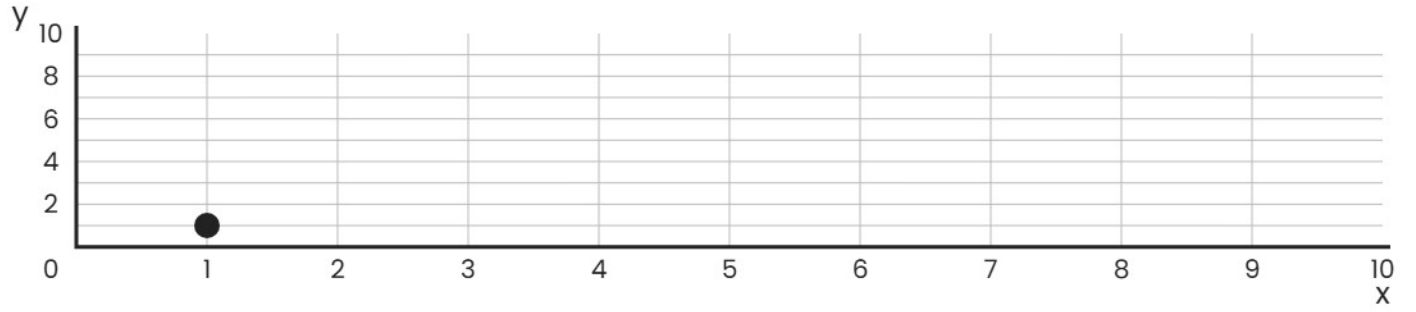

(☐ , ☐)

Math Practice - Grade 5

M9 Patterns and the coordinate plane

M9 5.OA.B.3, 5.G.A.1, 5.G.A.2

Name: _____ Date: _____

Write the next term in each pattern and the ordered pair they make. Plot the point on the grid. Read the coordinates of the plotted point.

1 Write the next term in each pattern, then the ordered pair they make.

A: Multiply by 2	2	4	8	16	☐
B: Add 10	0	10	20	30	☐

Ordered pair: (☐ , ☐)

2 Plot the point (2, 6) on the grid.

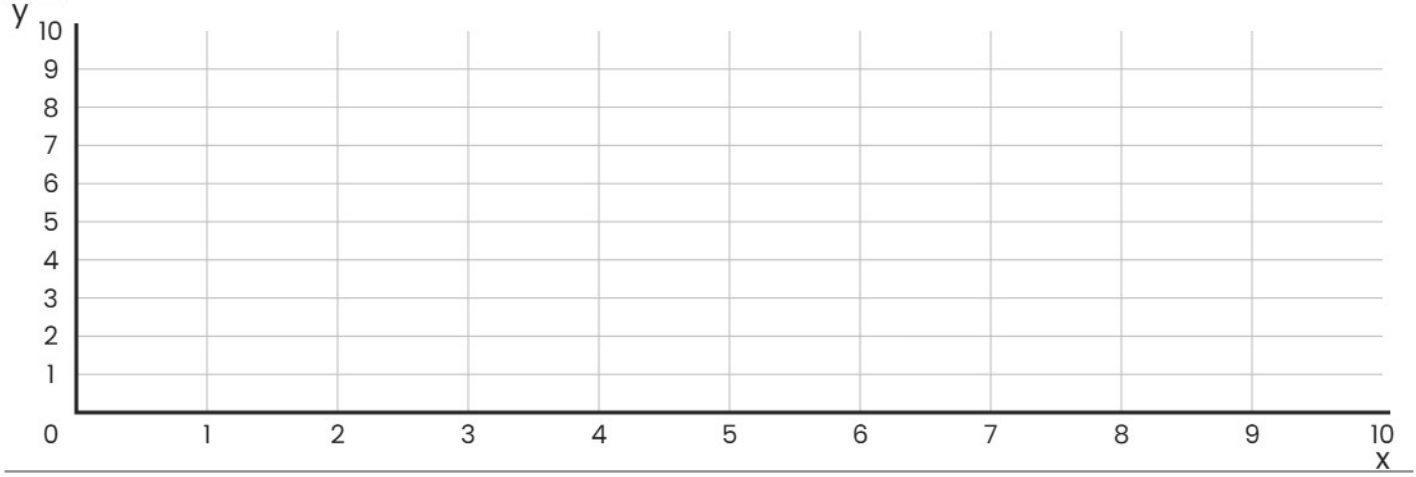

3 What are the coordinates of the plotted point? Write them in the boxes.

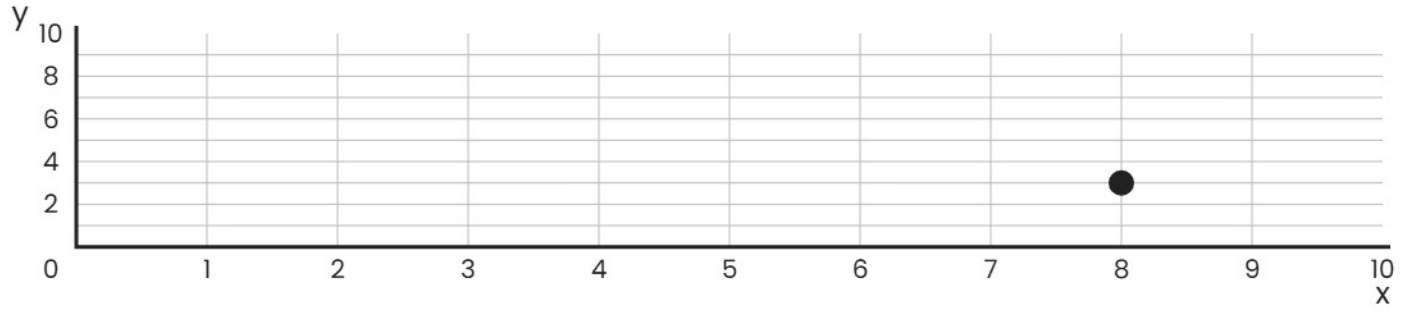

(☐ , ☐)

Math Practice - Grade 5

M9 Patterns and the coordinate plane

M9 5.OA.B.3, 5.G.A.1, 5.G.A.2

Name: _____ Date: _____

Write the next term in each pattern and the ordered pair they make. Plot the point on the grid. Read the coordinates of the plotted point.

1 Write the next term in each pattern, then the ordered pair they make.

A: Add 3	0	3	6	9	☐
B: Multiply by 2	1	2	4	8	☐

Ordered pair: (☐ , ☐)

2 Plot the point (7, 0) on the grid.

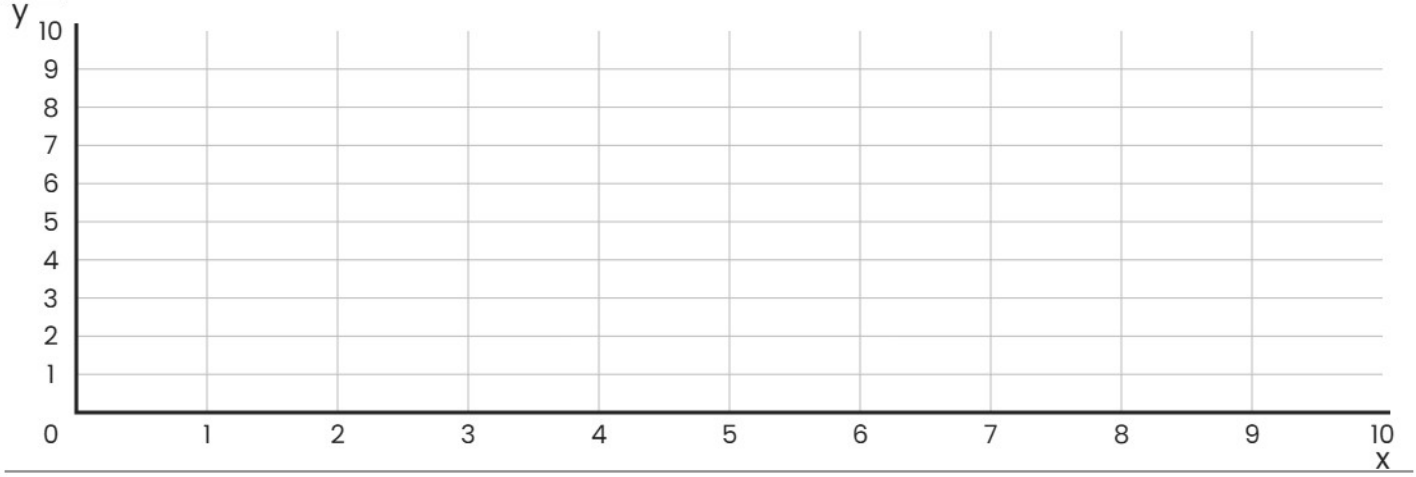

3 What are the coordinates of the plotted point? Write them in the boxes.

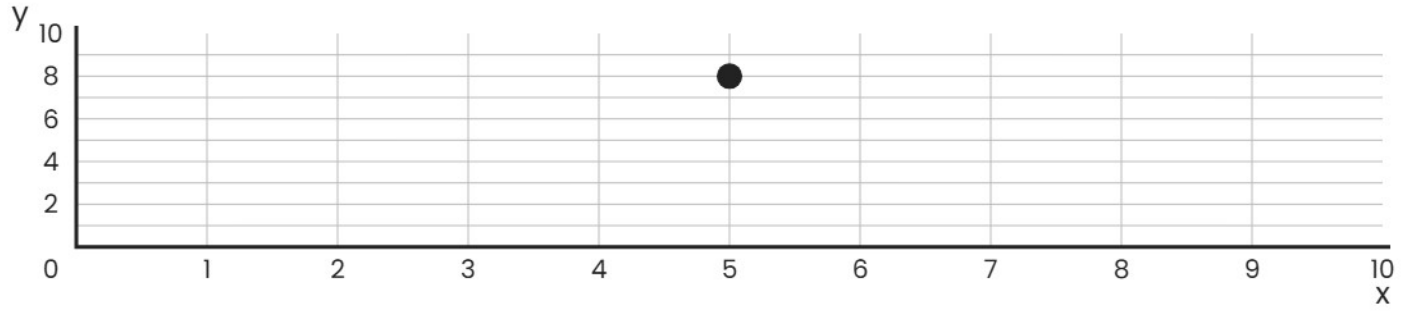

(☐ , ☐)

Math Practice - Grade 5

M10 Measurement conversions and line plots

M10 5.MD.A.1, 5.MD.B.2

Name: _____ Date: _____

Convert to the other unit. Fill in the missing value in the table. Read the line plot.

1 **Convert.**

7 kilograms = ☐ grams

2 **Fill in the missing value in the table.**

yards	feet
1	3
2	6
☐	9

3 **How many measurements are shown in all?**

Length (inches)

Answer: ☐

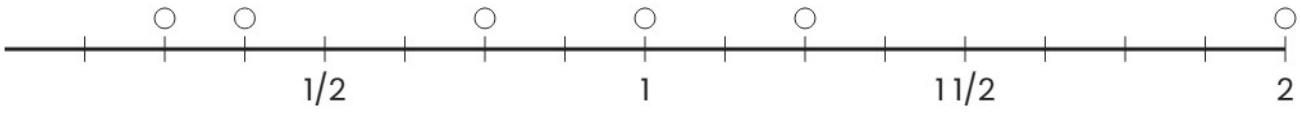

Math Practice - Grade 5

M10 Measurement conversions and line plots

M10 5.MD.A.1, 5.MD.B.2

Name: _____ Date: _____

Convert to the other unit. Fill in the missing value in the table. Read the line plot.

1 **Convert.**

4 meters = ☐ centimeters

---

2 **Fill in the missing value in the table.**

meters	centimeters
1	☐
2	200
3	300

---

3 **If the liquid in all the beakers were shared equally, how much would each beaker hold?**

Length (inches)

Answer: ☐

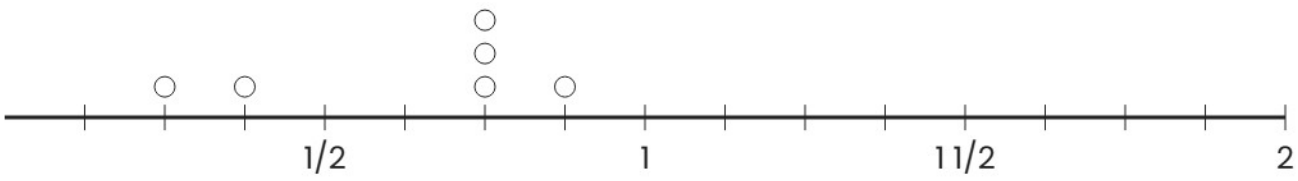

Math Practice - Grade 5

M10 Measurement conversions and line plots

M10 5.MD.A.1, 5.MD.B.2

Name: _____ Date: _____

Convert to the other unit. Fill in the missing value in the table. Read the line plot.

1 **Convert.**

8 miles = ☐ feet

2 **Fill in the missing value in the table.**

meters	centimeters
1	100
2	200
☐	300

3 **How much longer is the longest length than the shortest length? Answer in eighths.**

Length (inches)

Answer: ☐

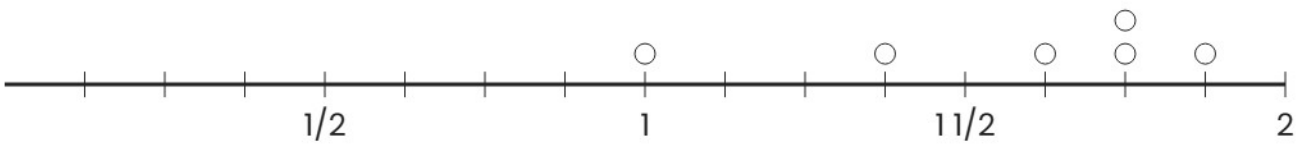

Math Practice - Grade 5

M11 Volume

M11 5.MD.C.3, 5.MD.C.3a, 5.MD.C.3b, 5.MD.C.4, 5.MD.C.5, 5.MD.C.5a, 5.MD.C.5b, 5.MD.C.5c

Name: _____ Date: _____

Count the unit cubes, layer by layer. Multiply length times width times height. Find the missing edge. Add the two prisms.

1 **Count the unit cubes in the solid.**

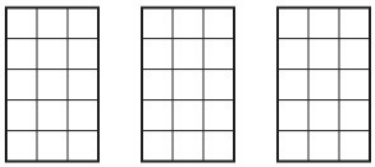

---

2 **Find the volume of the prism.**



Length: 6

Width: 9

Height: 6 layers

Volume = _____

---

3 **The volume is 240 cubic units. Find the missing edge.**

Volume = 240 cubic units

Length: ?

Width: 8

Height: 3

Length = _____

Math Practice - Grade 5

M11 Volume

M11 5.MD.C.3, 5.MD.C.3a, 5.MD.C.3b, 5.MD.C.4, 5.MD.C.5, 5.MD.C.5a, 5.MD.C.5b, 5.MD.C.5c

Name: _____ Date: _____

Count the unit cubes, layer by layer. Multiply length times width times height. Find the missing edge. Add the two prisms.

1 **Count the unit cubes in the solid.**



---

2 **Find the volume of the prism.**

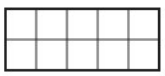

Length: 5

Width: 2

Height: 8 layers

Volume = ☐

---

3 **The volume is 64 cubic units. Find the missing edge.**

Volume = 64 cubic units

Length: 8

Width: ?

Height: 4

Width = ☐

Math Practice - Grade 5

M11 Volume

M11 5.MD.C.3, 5.MD.C.3a, 5.MD.C.3b, 5.MD.C.4, 5.MD.C.5, 5.MD.C.5a, 5.MD.C.5b, 5.MD.C.5c

Name: _____ Date: _____

Count the unit cubes, layer by layer. Multiply length times width times height. Find the missing edge. Add the two prisms.

1 **Count the unit cubes in the solid.**

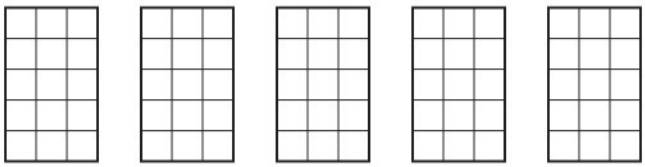

---

2 **Find the volume of the prism.**

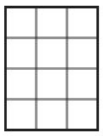

Length: 3

Width: 4

Height: 5 layers

Volume = ☐

---

3 **The volume is 32 cubic units. Find the missing edge.**

Volume = 32 cubic units

Length: 4

Width: 4

Height: ?

Height = ☐

Math Practice - Grade 5

M12 Classify two dimensional figures

M12 5.G.B.3, 5.G.B.4

Name: _____ Date: _____

Name the most specific category for the figure. Is the claim true or false? List the categories the figure belongs to, from most specific to most general.

1 What is the most specific name for this figure? Circle it.

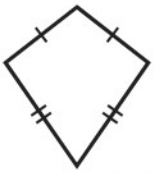

2 pairs of equal sides next to each other, no parallel sides

Square | Kite | Trapezoid | Quadrilateral

---

2 All quadrilaterals are parallelograms. True or false?

True | False

---

3 List the categories this figure belongs to, from most specific to most general.



Categories:

---

4 What is the most specific name for this figure? Circle it.



Opposite sides equal, 4 right angles, 2 pairs of parallel sides

Quadrilateral | Rectangle | Trapezoid | Rhombus

Math Practice - Grade 5

M12 Classify two dimensional figures

M12 5.G.B.3, 5.G.B.4

Name: _____ Date: _____

Name the most specific category for the figure. Is the claim true or false? List the categories the figure belongs to, from most specific to most general.

1 What is the most specific name for this figure? Circle it.

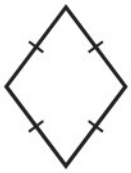

4 equal sides, no right angles, 2 pairs of parallel sides

Trapezoid	Square	Rhombus	Quadrilateral

---

2 A square has four right angles. True or false?

True	False

---

3 List the categories this figure belongs to, from most specific to most general.

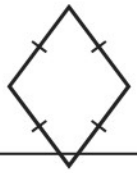

Categories: _____

---

4 What is the most specific name for this figure? Circle it.



4 equal sides, 4 right angles, 2 pairs of parallel sides

Kite	Quadrilateral	Parallelogram	Square

Math Practice - Grade 5

M12 Classify two dimensional figures

M12 5.G.B.3, 5.G.B.4

Name: _____ Date: _____

Name the most specific category for the figure. Is the claim true or false? List the categories the figure belongs to, from most specific to most general.

1 What is the most specific name for this figure? Circle it.

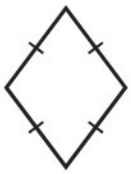

4 equal sides, no right angles, 2 pairs of parallel sides

Rhombus	Quadrilateral	Kite	Parallelogram

---

2 A trapezoid has two pairs of parallel sides. True or false?

True	False

---

3 List the categories this figure belongs to, from most specific to most general.



Categories:

---

4 What is the most specific name for this figure? Circle it.

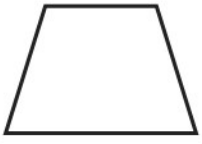

1 pair of parallel sides, no right angles

Rectangle	Quadrilateral	Square	Trapezoid