Math Practice - Grade 4

M1 Place value to 1,000,000

M1 4.NBT.A.1, 4.NBT.A.2, 4.NBT.A.3

Name: _____ Date: _____

Write the value of the circled digit. Write the number in expanded form and in words. Compare the numbers. Round to the nearest place.

1 What is the value of the circled digit?

7 (8) 3 2 1 6

Value: ☐

---

2 Write 635295 in expanded form.

635295

Expanded form: ☐

---

3 Write 228931 in words.

228931

In words: ☐

---

4 Write > or < or = in the box.

290984 ☐ 190731

Math Practice - Grade 4

M1 Place value to 1,000,000

M1 4.NBT.A.1, 4.NBT.A.2, 4.NBT.A.3

Name: _____ Date: _____

Write the value of the circled digit. Write the number in expanded form and in words. Compare the numbers. Round to the nearest place.

1 What is the value of the circled digit?

5 2 4 3 (5) 5

Value: ☐

---

2 Write 904425 in expanded form.

904425

Expanded form: ☐

---

3 Write 861448 in words.

861448

In words: ☐

---

4 Write > or < or = in the box.

28882 ☐ 880929

Math Practice - Grade 4

M1 Place value to 1,000,000

M1 4.NBT.A.1, 4.NBT.A.2, 4.NBT.A.3

Name: _____ Date: _____

Write the value of the circled digit. Write the number in expanded form and in words. Compare the numbers. Round to the nearest place.

1 What is the value of the circled digit?

6 6 9 8 7 (3)

Value: ☐

---

2 Write 627485 in expanded form.

627485

Expanded form: ☐

---

3 Write 623968 in words.

623968

In words: ☐

---

4 Write > or < or = in the box.

27525 ☐ 27525

Math Practice - Grade 4

M2 Multi digit addition and subtraction

M2 4.NBT.B.4

Name: _____ Date: _____

Add and subtract in a column grid. Regroup when you need to.

1 **Add.**

$$\begin{array}{r} 415 \\ +\ 601 \\ \hline \square \end{array}$$

2 **Subtract.**

$$\begin{array}{r} 7866 \\ -\ 2745 \\ \hline \square \end{array}$$

3 **Add.**

$$\begin{array}{r} 1025 \\ +\ 890 \\ \hline \square \end{array}$$

4 **Subtract.**

$$\begin{array}{r} 2754 \\ -\ 1110 \\ \hline \square \end{array}$$

5 **Add.**

$$\begin{array}{r} 4045 \\ +\ 2142 \\ \hline \square \end{array}$$

6 **Subtract.**

$$\begin{array}{r} 842 \\ -\ 630 \\ \hline \square \end{array}$$

7 **Add.**

$$\begin{array}{r} 703152 \\ +\ 81096 \\ \hline \square \end{array}$$

8 **Subtract.**

$$\begin{array}{r} 700 \\ -\ 213 \\ \hline \square \end{array}$$

9 **Add.**

$$\begin{array}{r} 305 \\ +\ 220 \\ \hline \square \end{array}$$

10 **Subtract.**

$$\begin{array}{r} 4788 \\ -\ 4709 \\ \hline \square \end{array}$$

11 **Add.**

$$\begin{array}{r} 37002 \\ +\ 901 \\ \hline \square \end{array}$$

12 **Subtract.**

$$\begin{array}{r} 249600 \\ -\ 141341 \\ \hline \square \end{array}$$

13 **Add.**

$$\begin{array}{r} 482143 \\ +\ 5243 \\ \hline \square \end{array}$$

14 **Subtract.**

$$\begin{array}{r} 724400 \\ -\ 344379 \\ \hline \square \end{array}$$

Math Practice - Grade 4

M2 Multi digit addition and subtraction

M2 4.NBT.B.4

Name: _____ Date: _____

Add and subtract in a column grid. Regroup when you need to.

1 **Add.**

$$\begin{array}{r} 211 \\ +\ 328 \\ \hline \square \end{array}$$

2 **Subtract.**

$$\begin{array}{r} 4389 \\ -\ 2028 \\ \hline \square \end{array}$$

3 **Add.**

$$\begin{array}{r} 335601 \\ +\ 320111 \\ \hline \square \end{array}$$

4 **Subtract.**

$$\begin{array}{r} 18916 \\ -\ 14216 \\ \hline \square \end{array}$$

5 **Add.**

$$\begin{array}{r} 13482 \\ +\ 1270 \\ \hline \square \end{array}$$

6 **Subtract.**

$$\begin{array}{r} 4500 \\ -\ 2662 \\ \hline \square \end{array}$$

7 **Add.**

$$\begin{array}{r} 9381 \\ +\ 3114 \\ \hline \square \end{array}$$

8 **Subtract.**

$$\begin{array}{r} 42764 \\ -\ 41163 \\ \hline \square \end{array}$$

9 **Add.**

$$\begin{array}{r} 126342 \\ +\ 5786 \\ \hline \square \end{array}$$

10 **Subtract.**

$$\begin{array}{r} 44424 \\ -\ 26731 \\ \hline \square \end{array}$$

11 **Add.**

$$\begin{array}{r} 964444 \\ +\ 30467 \\ \hline \square \end{array}$$

12 **Subtract.**

$$\begin{array}{r} 95112 \\ -\ 90516 \\ \hline \square \end{array}$$

13 **Add.**

$$\begin{array}{r} 4755 \\ +\ 325 \\ \hline \square \end{array}$$

14 **Subtract.**

$$\begin{array}{r} 999 \\ -\ 681 \\ \hline \square \end{array}$$

Math Practice - Grade 4

M2 Multi digit addition and subtraction

M2 4.NBT.B.4

Name: _____ Date: _____

Add and subtract in a column grid. Regroup when you need to.

1 **Add.**

$$\begin{array}{r} 3203 \\ +\ 3331 \\ \hline \square \end{array}$$

2 **Subtract.**

$$\begin{array}{r} 276 \\ -\ 245 \\ \hline \square \end{array}$$

3 **Add.**

$$\begin{array}{r} 75101 \\ +\ 79135 \\ \hline \square \end{array}$$

4 **Subtract.**

$$\begin{array}{r} 800 \\ -\ 238 \\ \hline \square \end{array}$$

5 **Add.**

$$\begin{array}{r} 3470 \\ +\ 282 \\ \hline \square \end{array}$$

6 **Subtract.**

$$\begin{array}{r} 8172 \\ -\ 1012 \\ \hline \square \end{array}$$

7 **Add.**

$$\begin{array}{r} 65074 \\ +\ 912 \\ \hline \square \end{array}$$

8 **Subtract.**

$$\begin{array}{r} 978 \\ -\ 673 \\ \hline \square \end{array}$$

9 **Add.**

$$\begin{array}{r} 20917 \\ +\ 953 \\ \hline \square \end{array}$$

10 **Subtract.**

$$\begin{array}{r} 691 \\ -\ 168 \\ \hline \square \end{array}$$

11 **Add.**

$$\begin{array}{r} 8456 \\ +\ 140 \\ \hline \square \end{array}$$

12 **Subtract.**

$$\begin{array}{r} 400 \\ -\ 311 \\ \hline \square \end{array}$$

13 **Add.**

$$\begin{array}{r} 455869 \\ +\ 853 \\ \hline \square \end{array}$$

14 **Subtract.**

$$\begin{array}{r} 1890 \\ -\ 546 \\ \hline \square \end{array}$$

Math Practice - Grade 4

M3 Multiplication as comparison and multi step word problems

M3 4.OA.A.1, 4.OA.A.2, 4.OA.A.3

Name: _____ Date: _____

How many times as many? Solve the steps in order. What does the remainder mean?

1 **21 is 3 times as many as 7. Write the multiplication equation.**

$\square = 3 \times 7$

---

2 **Zoe has 6 boxes with 8 oranges in each box. Zoe gives 37 oranges away. How many oranges does Zoe have now? Let n be the number left.**

First step: $6 \times 8 = \square$

Second step: $48 - 37 = \square$

---

3 **There are 99 children. Each bench seats 7 children. How many benches are full?**

$99 \div 7 = \square$

Math Practice - Grade 4

M3 Multiplication as comparison and multi step word problems

M3 4.OA.A.1, 4.OA.A.2, 4.OA.A.3

Name: _____ Date: _____

How many times as many? Solve the steps in order. What does the remainder mean?

1 **50 is 5 times as many as 10. Write the multiplication equation.**

$\square = 5 \times 10$

---

2 **Jack has 48 pencils. Jack gives 15 away. Jack puts the rest into 3 boxes with the same number in each box. How many pencils are in each box? Let n be the number in each box.**

First step: $48 - 15 = \square$

Second step: $33 / 3 = \square$

---

3 **There are 43 children. Each bench seats 3 children. How many benches are needed so every child has a seat?**

$43 / 3 = \square$

Math Practice - Grade 4

M3 Multiplication as comparison and multi step word problems

M3 4.OA.A.1, 4.OA.A.2, 4.OA.A.3

Name: _____ Date: _____

How many times as many? Solve the steps in order. What does the remainder mean?

1 **Jack has 7 books. Liam has 6 times as many books as Jack. How many books does Liam have?**

$7 \times 6 = \square$

---

2 **Ruby has 5 bags with 5 buttons in each bag. Ruby buys 18 more buttons. How many buttons does Ruby have now? Let n be the number now.**

First step: $5 \times 5 = \square$

Second step: $25 + 18 = \square$

---

3 **There are 26 children. Each bench seats 3 children. How many benches are full?**

$26 / 3 = \square$

Math Practice - Grade 4

M4 Factors, multiples, prime and composite, patterns

M4 4.OA.B.4, 4.OA.C.5

Name: _____ Date: _____

List the factor pairs. Is it prime or composite? List the multiples. Write the rule and the next two numbers.

1 **Write all the factor pairs of 67.**

67

Factor pairs: ☐

---

2 **Is 58 prime or composite? Circle Prime or Composite.**

58

Prime Composite

---

3 **Write the first five multiples of 2.**

2

Multiples: ☐

---

4 **Write the rule and the next two numbers.**

98 , 88 , 78 , 68 , 58 , ☐ ☐

Rule: ☐

Math Practice - Grade 4

M4 Factors, multiples, prime and composite, patterns

M4 4.OA.B.4, 4.OA.C.5

Name: _____ Date: _____

List the factor pairs. Is it prime or composite? List the multiples. Write the rule and the next two numbers.

1 **Write all the factor pairs of 53.**

53

Factor pairs:

---

2 **Is 30 prime or composite? Circle Prime or Composite.**

30

Prime Composite

---

3 **Write the first five multiples of 10.**

10

Multiples:

---

4 **Write the rule and the next two numbers.**

97 , 94 , 91 , 88 , 85 , ____ ____

Rule:

Math Practice - Grade 4

M4 Factors, multiples, prime and composite, patterns

M4 4.OA.B.4, 4.OA.C.5

Name: _____ Date: _____

List the factor pairs. Is it prime or composite? List the multiples. Write the rule and the next two numbers.

1 **Write all the factor pairs of 35.**

35

Factor pairs: [ ]

---

2 **Is 47 prime or composite? Circle Prime or Composite.**

47

Prime Composite

---

3 **Write the first five multiples of 8.**

8

Multiples: [ ]

---

4 **Write the rule and the next two numbers.**

1 , 7 , 13 , 19 , 25 , [ ] [ ]

Rule: [ ]

Math Practice - Grade 4

M5 Multi digit multiplication

M5 4.NBT.B.5

Name: _____ Date: _____

Multiply in a column grid. Break the factor into parts. Fill in the area model.

1 **Multiply.**

$$\begin{array}{r} 93 \\ \times \quad 8 \\ \hline \square \end{array}$$

2 **Multiply.**

$$\begin{array}{r} 46 \\ \times \quad 79 \\ \hline \square \end{array}$$

3 **Break 21 into 20 and 1. Multiply each part, then add the parts.**

$95 \times 21 = 95 \times 20 + 95 \times 1$

$95 \times 20 = \square$

$95 \times 1 = \square$

$1900 + 95 = \square$

Math Practice - Grade 4

M5 Multi digit multiplication

M5 4.NBT.B.5

Name: _____ Date: _____

Multiply in a column grid. Break the factor into parts. Fill in the area model.

1 **Multiply.**

$$\begin{array}{r} 9584 \\ \times \quad 9 \\ \hline \square \end{array}$$

---

2 **Multiply.**

$$\begin{array}{r} 51 \\ \times \quad 22 \\ \hline \square \end{array}$$

---

3 **Break 14 into 10 and 4. Multiply each part, then add the parts.**

$84 \times 14 = 84 \times 10 + 84 \times 4$

$84 \times 10 = \square$

$84 \times 4 = \square$

$840 + 336 = \square$

Math Practice - Grade 4

M5 Multi digit multiplication

M5 4.NBT.B.5

Name: _____ Date: _____

Multiply in a column grid. Break the factor into parts. Fill in the area model.

1 **Multiply.**

$$\begin{array}{r} 76 \\ \times \quad 4 \\ \hline \square \end{array}$$

---

2 **Multiply.**

$$\begin{array}{r} 38 \\ \times \quad 14 \\ \hline \square \end{array}$$

---

3 **Break 91 into 90 and 1. Multiply each part, then add the parts.**

$16 \times 91 = 16 \times 90 + 16 \times 1$

$16 \times 90 = \square$

$16 \times 1 = \square$

$1440 + 16 = \square$

Math Practice - Grade 4

M6 Multi digit division with remainders

M6 4.NBT.B.6

Name: _____ Date: _____

Divide. Write the quotient and the remainder. Check your answer.

1 **Divide. Write the quotient and the remainder.**

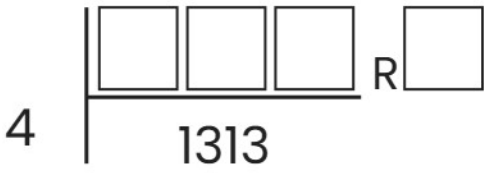

---

2 **Divide. The divisor goes in evenly.**

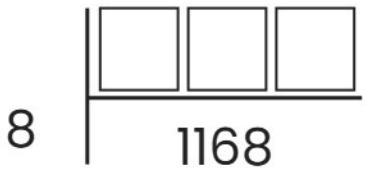

---

3 **Divide. Then check: multiply the quotient by the divisor and add the remainder.**

5179 / 9 = ☐ R ☐

Check: 575 x 9 + 4 = ☐

---

4 **Divide. Write the quotient and the remainder.**

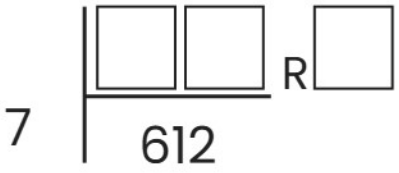

Math Practice - Grade 4

M6 Multi digit division with remainders

M6 4.NBT.B.6

Name: _____ Date: _____

Divide. Write the quotient and the remainder. Check your answer.

1 Divide. Write the quotient and the remainder.

$$4 \overline{)2653} \quad \square\square\square \text{ R } \square$$

2 Divide. The divisor goes in evenly.

$$5 \overline{)730} \quad \square\square\square$$

3 Divide. Then check: multiply the quotient by the divisor and add the remainder.

238 / 3 = ☐ R ☐

Check: 79 x 3 + 1 = ☐

4 Divide. Write the quotient and the remainder.

$$2 \overline{)203} \quad \square\square\square \text{ R } \square$$

Math Practice - Grade 4

M6 Multi digit division with remainders

M6 4.NBT.B.6

Name: _____ Date: _____

Divide. Write the quotient and the remainder. Check your answer.

1 **Divide. Write the quotient and the remainder.**



---

2 **Divide. The divisor goes in evenly.**

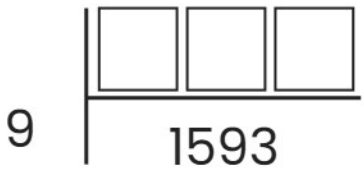

---

3 **Divide. Then check: multiply the quotient by the divisor and add the remainder.**

1580 / 3 = ☐ R ☐

Check: 526 x 3 + 2 = ☐

---

4 **Divide. Write the quotient and the remainder.**

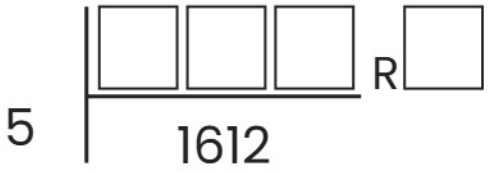

Math Practice - Grade 4

M7 Equivalent fractions and comparing fractions

M7 4.NF.A.1, 4.NF.A.2

Name: _____ Date: _____

Find the missing number. Compare the fractions.

1 **Find the missing numerator or denominator.**

$$\frac{2}{3} = \frac{8}{\square}$$

---

2 **Write > or < or = in the box.**

$$\frac{1}{2} \quad \square \quad \frac{7}{12}$$

---

3 **Is 1/4 greater than, less than, or equal to one half?**

$$\frac{1}{4} \quad \square \quad \frac{1}{2}$$

---

4 **The two bars show the same shaded length. Write the fraction for the second bar.**

First bar:



Second bar:



$$\frac{3}{5} = \frac{\square}{\square}$$

Math Practice - Grade 4

M7 Equivalent fractions and comparing fractions

M7 4.NF.A.1, 4.NF.A.2

Name: _____ Date: _____

Find the missing number. Compare the fractions.

1 **Find the missing numerator or denominator.**

$$\frac{6}{12} = \frac{\square}{48}$$

---

2 **Write > or < or = in the box.**

$$\frac{8}{12} \quad \square \quad \frac{11}{12}$$

---

3 **Is 7/8 greater than, less than, or equal to one half?**

$$\frac{7}{8} \quad \square \quad \frac{1}{2}$$

---

4 **The two bars show the same shaded length. Write the fraction for the second bar.**

First bar:



Second bar:



$$\frac{4}{6} = \frac{\square}{\square}$$

Math Practice - Grade 4

M7 Equivalent fractions and comparing fractions

M7 4.NF.A.1, 4.NF.A.2

Name: _____ Date: _____

Find the missing number. Compare the fractions.

1 **Find the missing numerator or denominator.**

$$\frac{1}{2} = \frac{\square}{10}$$

---

2 **Write > or < or = in the box.**

$$\frac{2}{3} \quad \square \quad \frac{3}{3}$$

---

3 **Is 4/4 greater than, less than, or equal to one half?**

$$\frac{4}{4} \quad \square \quad \frac{1}{2}$$

---

4 **The two bars show the same shaded length. Write the fraction for the second bar.**

First bar:

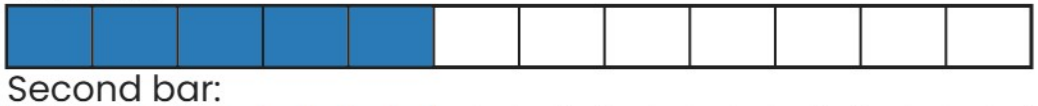

Second bar:

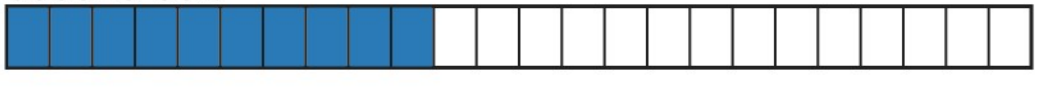

$$\frac{5}{12} = \frac{\square}{\square}$$

Math Practice - Grade 4

M8 Add and subtract fractions and mixed numbers

M8 4.NF.B.3, 4.NF.B.3a, 4.NF.B.3b, 4.NF.B.3c, 4.NF.B.3d

Name: _____ Date: _____

Add and subtract fractions with the same denominator. Add and subtract mixed numbers.

1 **Add or subtract the fractions.**

$$\frac{2}{3} - \frac{1}{3} = \frac{\square}{\square}$$

---

2 **Add the three fractions.**

$$\frac{3}{4} + \frac{1}{4} + \frac{3}{4} = \square\,\frac{\square}{\square}$$

---

3 **Write 2/6 as a sum of two fractions.**

$$\frac{2}{6} = \frac{\square}{\square} + \frac{\square}{\square}$$

---

4 **Add or subtract the mixed numbers.**

$$4\,\frac{9}{12} - 4\,\frac{5}{12} = \frac{\square}{\square}$$

Math Practice - Grade 4

M8 Add and subtract fractions and mixed numbers

M8 4.NF.B.3, 4.NF.B.3a, 4.NF.B.3b, 4.NF.B.3c, 4.NF.B.3d

Name: _____ Date: _____

Add and subtract fractions with the same denominator. Add and subtract mixed numbers.

1 **Add or subtract the fractions.**

$$\frac{4}{8} - \frac{1}{8} = \frac{\square}{\square}$$

---

2 **Add the three fractions.**

$$\frac{10}{12} + \frac{3}{12} + \frac{6}{12} = \square\ \frac{\square}{\square}$$

---

3 **Write 8/12 as a sum of two fractions.**

$$\frac{8}{12} = \frac{\square}{\square} + \frac{\square}{\square}$$

---

4 **Add or subtract the mixed numbers.**

$$3\frac{1}{2} - 2\frac{1}{2} = \square$$

Math Practice - Grade 4

M8 Add and subtract fractions and mixed numbers

M8 4.NF.B.3, 4.NF.B.3a, 4.NF.B.3b, 4.NF.B.3c, 4.NF.B.3d

Name: _____ Date: _____

Add and subtract fractions with the same denominator. Add and subtract mixed numbers.

1 **Add or subtract the fractions.**

$$\frac{3}{4} - \frac{1}{4} = \frac{\square}{\square}$$

---

2 **Add the three fractions.**

$$\frac{2}{3} + \frac{2}{3} + \frac{2}{3} = \square$$

---

3 **Write 2/2 as a sum of two fractions.**

$$\frac{2}{2} = \frac{\square}{\square} + \frac{\square}{\square}$$

---

4 **Add or subtract the mixed numbers.**

$$5\frac{1}{3} - 4\frac{2}{3} = \frac{\square}{\square}$$

Math Practice - Grade 4

M9 Multiply a fraction by a whole number

M9 4.NF.B.4, 4.NF.B.4a, 4.NF.B.4b, 4.NF.B.4c

Name: _____ Date: _____

Multiply a fraction by a whole number. Write the answer as a mixed number when it is more than one whole.

1 **Multiply.**

$2 \times \frac{1}{2} = \square$

---

2 **Multiply.**

$7 \times \frac{2}{6} = \frac{\square}{\square} = \square\frac{\square}{\square}$

---

3 **Each person eats 3/4 of a pound of roast beef. There are 7 people. How many pounds of roast beef are needed?**

$7 \times \frac{3}{4} = \square\frac{\square}{\square}$

---

4 **Count the shaded unit fractions in all the bars. Write the total.**



Total: ☐

Math Practice - Grade 4

M9 Multiply a fraction by a whole number

M9 4.NF.B.4, 4.NF.B.4a, 4.NF.B.4b, 4.NF.B.4c

Name: _____ Date: _____

Multiply a fraction by a whole number. Write the answer as a mixed number when it is more than one whole.

1 **Multiply.**

$2 \times \frac{1}{10} = \frac{\square}{\square}$

2 **Multiply.**

$7 \times \frac{8}{12} = \frac{\square}{\square} = \square\frac{\square}{\square}$

3 **Each bottle holds 6/9 liter of juice. Zoe pours 3 bottles. How many liters of juice is that in all?**

$3 \times \frac{6}{9} = \square$

4 **Count the shaded unit fractions in all the bars. Write the total.**

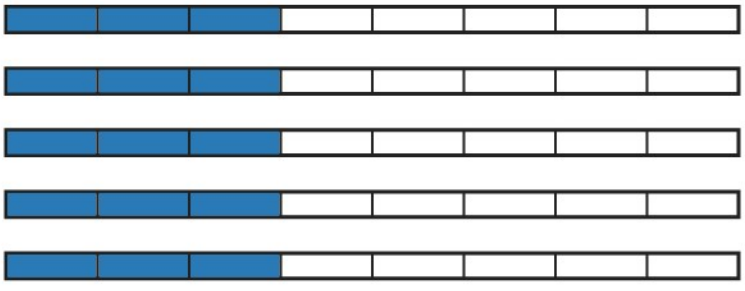

Total: $\square\frac{\square}{\square}$

Math Practice - Grade 4

M9 Multiply a fraction by a whole number

M9 4.NF.B.4, 4.NF.B.4a, 4.NF.B.4b, 4.NF.B.4c

Name: _____ Date: _____

Multiply a fraction by a whole number. Write the answer as a mixed number when it is more than one whole.

1 **Multiply.**

$8 \times \frac{1}{2} = \square$

---

2 **Multiply.**

$4 \times \frac{11}{12} = \frac{\square}{\square} = \square\frac{\square}{\square}$

---

3 **Each piece of ribbon is 4/7 yard long. Owen cuts 4 pieces. How many yards of ribbon is that in all?**

$4 \times \frac{4}{7} = \square\frac{\square}{\square}$

---

4 **Count the shaded unit fractions in all the bars. Write the total.**

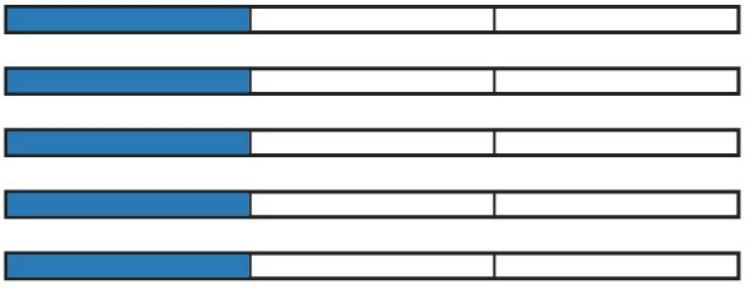

Total: $\square\frac{\square}{\square}$

Math Practice - Grade 4

M10 Fractions and decimals

M10 4.NF.C.5, 4.NF.C.6, 4.NF.C.7

Name: _____ Date: _____

Write tenths as hundredths and as decimals. Write decimals as fractions. Compare the decimals.

1 **Write 7/10 as hundredths and as a decimal.**

$$\frac{7}{10} = \frac{\square}{\square} = \square$$

---

2 **Write 0.15 as a fraction.**

$$0.15 = \frac{\square}{\square}$$

---

3 **Add the fractions.**

$$\frac{5}{10} + \frac{8}{100} = \frac{\square}{\square}$$

---

4 **Write > or < or = in the box.**

$$0.58 \quad \square \quad 0.69$$

Math Practice - Grade 4

M10 Fractions and decimals

M10 4.NF.C.5, 4.NF.C.6, 4.NF.C.7

Name: _____ Date: _____

Write tenths as hundredths and as decimals. Write decimals as fractions. Compare the decimals.

1 **Write 9/10 as hundredths and as a decimal.**

$$\frac{9}{10} = \frac{\square}{\square} = \square$$

---

2 **Write 0.66 as a fraction.**

$$0.66 = \frac{\square}{\square}$$

---

3 **Add the fractions.**

$$\frac{1}{10} + \frac{1}{100} = \frac{\square}{\square}$$

---

4 **Write > or < or = in the box.**

$$0.52 \quad \square \quad 0.6$$

Math Practice - Grade 4

M10 Fractions and decimals

M10 4.NF.C.5, 4.NF.C.6, 4.NF.C.7

Name: _____ Date: _____

Write tenths as hundredths and as decimals. Write decimals as fractions. Compare the decimals.

1 **Write 8/10 as hundredths and as a decimal.**

$$\frac{8}{10} = \frac{\square}{\square} = \square$$

---

2 **Write 0.44 as a fraction.**

$$0.44 = \frac{\square}{\square}$$

---

3 **Add the fractions.**

$$\frac{3}{10} + \frac{2}{100} = \frac{\square}{\square}$$

---

4 **Write > or < or = in the box.**

$$0.17 \quad \square \quad 0.17$$

Math Practice - Grade 4

M11 Measurement units and conversions

M11 4.MD.A.1, 4.MD.A.2

Name: _____ Date: _____

Convert to the smaller unit. Fill in the table. Read the story and convert first.

1 **Convert to the smaller unit.**

3 dollars = ☐

cents

2 **Fill in the missing value in the table.**

dollars	cents
1	100
☐	200
3	300

3 **A film lasts 1 hours and 16 minutes. How many minutes long is the film?**

☐

4 **Convert to the smaller unit.**

2 kilograms = ☐

grams

Math Practice - Grade 4

M11 Measurement units and conversions

M11 4.MD.A.1, 4.MD.A.2

Name: _____ Date: _____

Convert to the smaller unit. Fill in the table. Read the story and convert first.

1 **Convert to the smaller unit.**

3 liters = ☐

milliliters

2 **Fill in the missing value in the table.**

liters	milliliters
1	1000
2	2000
3	☐

3 **A jug holds 8 liters of juice. How many milliliters is that?**

☐

4 **Convert to the smaller unit.**

2 kilograms = ☐

grams

Math Practice - Grade 4

M11 Measurement units and conversions

M11 4.MD.A.1, 4.MD.A.2

Name: _____ Date: _____

Convert to the smaller unit. Fill in the table. Read the story and convert first.

1 **Convert to the smaller unit.**

12 feet = ☐

inches

2 **Fill in the missing value in the table.**

liters	milliliters
1	1000
☐	2000
3	3000

3 **A jug holds 8 liters of juice. How many milliliters is that?**

☐

4 **Convert to the smaller unit.**

3 kilograms = ☐

grams

Math Practice - Grade 4

M12 Area, perimeter, and line plots

M12 4.MD.A.3, 4.MD.B.4

Name: _____ Date: _____

Find the area and the perimeter. Find the missing side. Read the line plot.

1 **Find the area of the rectangle.**

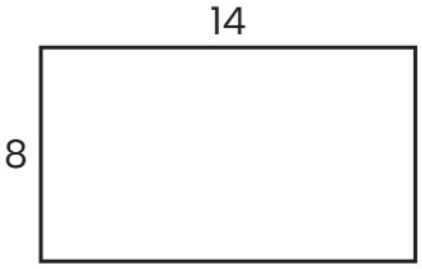

Area = ☐ square units

---

2 **Find the perimeter of the rectangle.**

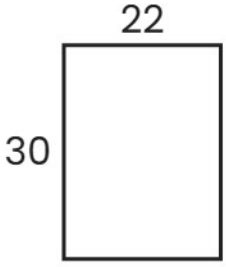

Perimeter = ☐ units

---

3 **The area of the rectangle is 120 square units. Find the missing side.**

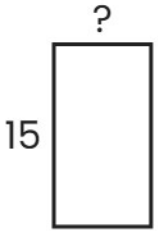

Area = 120 sq units

Length = ☐

---

4 **How many measurements are shown in all?**

Length (inches)

Answer: ☐

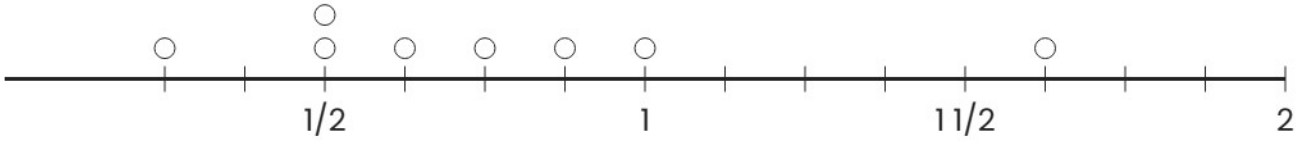

Math Practice - Grade 4

M12 Area, perimeter, and line plots

M12 4.MD.A.3, 4.MD.B.4

Name: _____ Date: _____

Find the area and the perimeter. Find the missing side. Read the line plot.

1 **Find the area of the rectangle.**

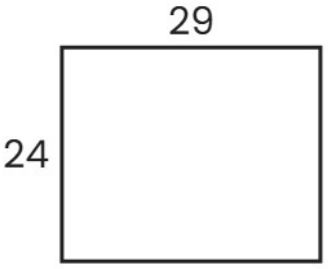

Area = ☐ square units

---

2 **Find the perimeter of the rectangle.**

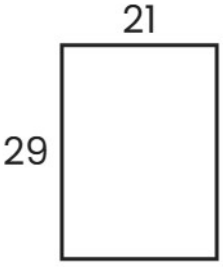

Perimeter = ☐ units

---

3 **The area of the rectangle is 609 square units. Find the missing side.**

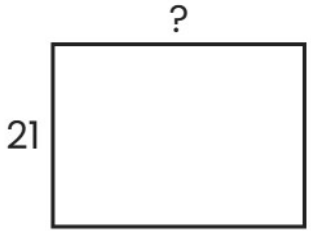

Area = 609 sq units

Length = ☐

---

4 **How many measurements are 3/4?**

Length (inches)

Answer: ☐

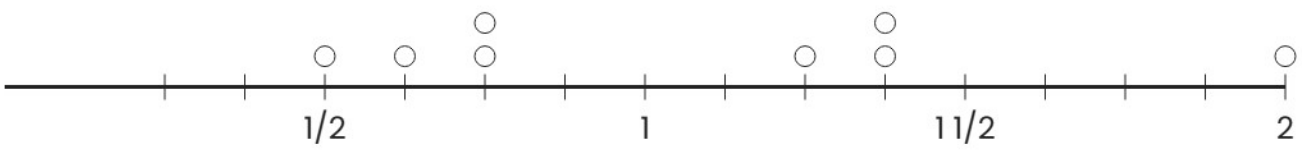

Math Practice - Grade 4

M12 Area, perimeter, and line plots

M12 4.MD.A.3, 4.MD.B.4

Name: _____ Date: _____

Find the area and the perimeter. Find the missing side. Read the line plot.

1 **Find the area of the rectangle.**

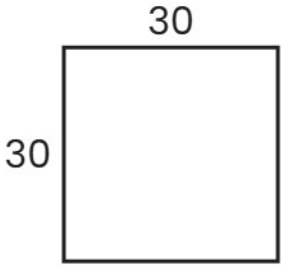

Area = ☐ square units

---

2 **Find the perimeter of the rectangle.**

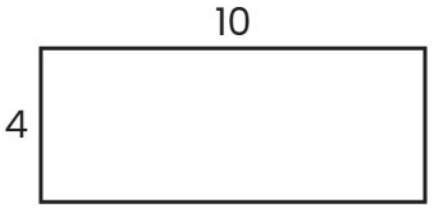

Perimeter = ☐ units

---

3 **The area of the rectangle is 319 square units. Find the missing side.**

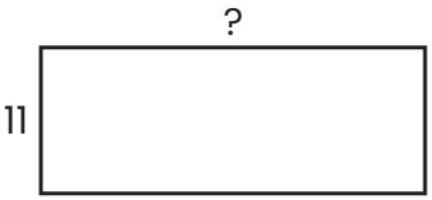

Area = 319 sq units

Length = ☐

---

4 **How many measurements are shown in all?**

Length (inches)

Answer: ☐

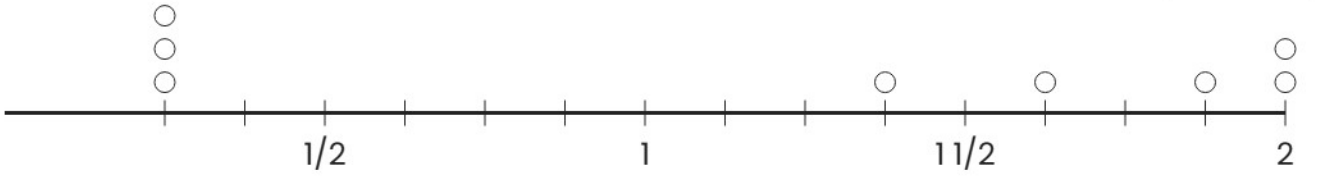

Math Practice - Grade 4

M13 Angles and geometry

M13 4.MD.C.5, 4.MD.C.5a, 4.MD.C.5b, 4.MD.C.6, 4.MD.C.7, 4.G.A.1, 4.G.A.2, 4.G.A.3

Name: _____ Date: _____

Name the angle. Measure the angle. Find the unknown angle. Name the lines and the shape.

1 **Circle the name of the angle.**

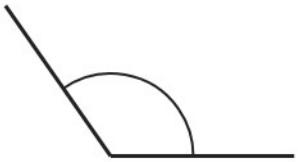

Acute | Right | Obtuse | Straight

---

2 **How many degrees is the angle?**



Angle = ☐ degrees

---

3 **Use the protractor to measure the angle.**

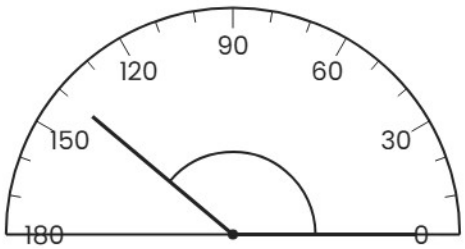

Angle = ☐ degrees

---

4 **The whole angle is 65 degrees. One part is 60 degrees. How many degrees is the other part?**

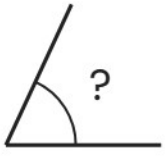

Other part = ☐ degrees

Math Practice - Grade 4

M13 Angles and geometry

M13 4.MD.C.5, 4.MD.C.5a, 4.MD.C.5b, 4.MD.C.6, 4.MD.C.7, 4.G.A.1, 4.G.A.2, 4.G.A.3

Name: _____ Date: _____

Name the angle. Measure the angle. Find the unknown angle. Name the lines and the shape.

1 **Circle the name of the angle.**

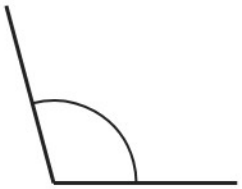

Acute | Right | Obtuse | Straight

---

2 **How many degrees is the angle?**

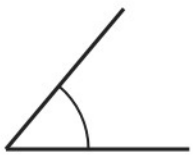

Angle = ☐ degrees

---

3 **Use the protractor to measure the angle.**

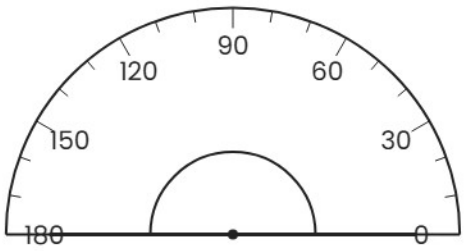

Angle = ☐ degrees

---

4 **The whole angle is 65 degrees. One part is 15 degrees. How many degrees is the other part?**

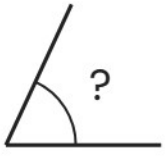

Other part = ☐ degrees

Math Practice - Grade 4

M13 Angles and geometry

M13 4.MD.C.5, 4.MD.C.5a, 4.MD.C.5b, 4.MD.C.6, 4.MD.C.7, 4.G.A.1, 4.G.A.2, 4.G.A.3

Name: _____ Date: _____

Name the angle. Measure the angle. Find the unknown angle. Name the lines and the shape.

1 **Circle the name of the angle.**



Acute | Right | Obtuse | Straight

---

2 **How many degrees is the angle?**

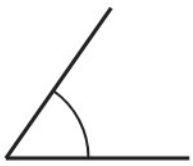

Angle = ☐ degrees

---

3 **Use the protractor to measure the angle.**

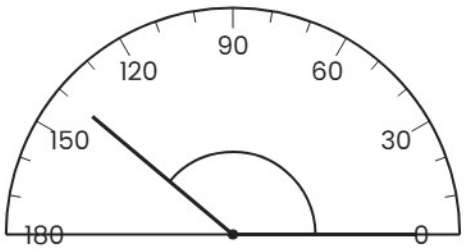

Angle = ☐ degrees

---

4 **The whole angle is 100 degrees. One part is 30 degrees. How many degrees is the other part?**

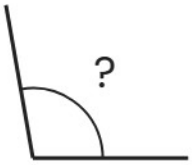

Other part = ☐ degrees