Math Practice - Grade 3

M1 Place value and rounding

M1 3.NBT.A.1

Name: _____ Date: _____

Round to the nearest 10 or 100. Write the value of the circled digit.

1 **Round to the nearest 10.**

408 rounds to the nearest 10: ☐

2 **Round to the nearest 100.**

100 rounds to the nearest 100: ☐

3 **What is the value of the circled digit?**

6 5 (8)

Value: ☐

4 **Round to the nearest 10.**

922 rounds to the nearest 10: ☐

5 **Round to the nearest 100.**

240 rounds to the nearest 100: ☐

Math Practice - Grade 3

M1 Place value and rounding

M1 3.NBT.A.1

Name: _____ Date: _____

Round to the nearest 10 or 100. Write the value of the circled digit.

1 **Round to the nearest 10.**

537 rounds to the nearest 10: ☐

---

2 **Round to the nearest 100.**

651 rounds to the nearest 100: ☐

---

3 **What is the value of the circled digit?**

9(1)3

Value: ☐

---

4 **Round to the nearest 10.**

603 rounds to the nearest 10: ☐

---

5 **Round to the nearest 100.**

638 rounds to the nearest 100: ☐

Math Practice - Grade 3

M1 Place value and rounding

M1 3.NBT.A.1

Name: _____ Date: _____

Round to the nearest 10 or 100. Write the value of the circled digit.

1 **Round to the nearest 10.**

715 rounds to the nearest 10: ☐

---

2 **Round to the nearest 100.**

377 rounds to the nearest 100: ☐

---

3 **What is the value of the circled digit?**

6(0)1

Value: ☐

---

4 **Round to the nearest 10.**

178 rounds to the nearest 10: ☐

---

5 **Round to the nearest 100.**

424 rounds to the nearest 100: ☐

Math Practice - Grade 3

M2 Add and subtract within 1000

M2 3.NBT.A.2

Name: _____ Date: _____

Add and subtract within 1000.

1 **Add.**

$$\begin{array}{r} 194 \\ +\ 313 \\ \hline \square \end{array}$$

2 **Subtract.**

$$\begin{array}{r} 518 \\ -\ 516 \\ \hline \square \end{array}$$

3 **Add.**

$$\begin{array}{r} 496 \\ +\ 127 \\ \hline \square \end{array}$$

4 **Subtract.**

$$\begin{array}{r} 231 \\ -\ 141 \\ \hline \square \end{array}$$

5 **Add.**

$$\begin{array}{r} 211 \\ +\ 271 \\ \hline \square \end{array}$$

6 **Subtract.**

$$\begin{array}{r} 227 \\ -\ 157 \\ \hline \square \end{array}$$

7 **Add.**

$$\begin{array}{r} 377 \\ +\ 200 \\ \hline \square \end{array}$$

8 **Subtract.**

$$\begin{array}{r} 194 \\ -\ 189 \\ \hline \square \end{array}$$

9 **Add.**

$$\begin{array}{r} 734 \\ +\ 135 \\ \hline \square \end{array}$$

10 **Subtract.**

$$\begin{array}{r} 824 \\ -\ 477 \\ \hline \square \end{array}$$

11 **Add.**

$$\begin{array}{r} 318 \\ +\ 406 \\ \hline \square \end{array}$$

12 **Subtract.**

$$\begin{array}{r} 546 \\ -\ 515 \\ \hline \square \end{array}$$

13 **Add.**

$$\begin{array}{r} 616 \\ +\ 331 \\ \hline \square \end{array}$$

14 **Subtract.**

$$\begin{array}{r} 448 \\ -\ 337 \\ \hline \square \end{array}$$

Math Practice - Grade 3

M2 Add and subtract within 1000

M2 3.NBT.A.2

Name: _____ Date: _____

Add and subtract within 1000.

1 **Add.**

554
+ 163
= ☐

2 **Subtract.**

571
- 491
= ☐

3 **Add.**

545
+ 210
= ☐

4 **Subtract.**

657
- 388
= ☐

5 **Add.**

676
+ 210
= ☐

6 **Subtract.**

338
- 269
= ☐

7 **Add.**

529
+ 400
= ☐

8 **Subtract.**

813
- 691
= ☐

9 **Add.**

865
+ 107
= ☐

10 **Subtract.**

107
- 101
= ☐

11 **Add.**

480
+ 415
= ☐

12 **Subtract.**

323
- 220
= ☐

13 **Add.**

246
+ 636
= ☐

14 **Subtract.**

406
- 250
= ☐

Math Practice - Grade 3

M2 Add and subtract within 1000

M2 3.NBT.A.2

Name: _____ Date: _____

Add and subtract within 1000.

1 **Add.**

366
+ 587
= ☐

2 **Subtract.**

946
- 942
= ☐

3 **Add.**

290
+ 609
= ☐

4 **Subtract.**

969
- 597
= ☐

5 **Add.**

625
+ 115
= ☐

6 **Subtract.**

409
- 307
= ☐

7 **Add.**

714
+ 195
= ☐

8 **Subtract.**

518
- 464
= ☐

9 **Add.**

479
+ 296
= ☐

10 **Subtract.**

448
- 222
= ☐

11 **Add.**

416
+ 131
= ☐

12 **Subtract.**

532
- 259
= ☐

13 **Add.**

572
+ 100
= ☐

14 **Subtract.**

554
- 282
= ☐

Math Practice - Grade 3

M3 Multiplication as equal groups and arrays

M3 3.OA.A.1, 3.OA.A.3

Name: _____ Date: _____

Count the groups. Write the multiplication equation.

1 **How many groups? How many in each group? Write the multiplication.**



10 x 6 = ☐

---

2 **How many rows? How many columns? Write the multiplication.**



6 x 9 = ☐

---

3 **Ella has 7 bags with 2 marbles in each bag. How many marbles does Ella have in all?**

7 x 2 = ☐

---

4 **How many groups? How many in each group? Write the multiplication.**



6 x 3 = ☐

Math Practice - Grade 3

M3 Multiplication as equal groups and arrays

M3 3.OA.A.1, 3.OA.A.3

Name: _____ Date: _____

Count the groups. Write the multiplication equation.

1 **How many groups? How many in each group? Write the multiplication.**



3 x 5 = ☐

---

2 **How many rows? How many columns? Write the multiplication.**



2 x 5 = ☐

---

3 **Ella has 6 bags with 9 buttons in each bag. How many buttons does Ella have in all?**

6 x 9 = ☐

---

4 **How many groups? How many in each group? Write the multiplication.**



4 x 2 = ☐

Math Practice - Grade 3

M3 Multiplication as equal groups and arrays

M3 3.OA.A.1, 3.OA.A.3

Name: _____ Date: _____

Count the groups. Write the multiplication equation.

1 **How many groups? How many in each group? Write the multiplication.**



4 x 2 = ☐

---

2 **How many rows? How many columns? Write the multiplication.**



6 x 8 = ☐

---

3 **Jack has 7 packs with 7 toy cars in each pack. How many toy cars does Jack have in all?**

7 x 7 = ☐

---

4 **How many groups? How many in each group? Write the multiplication.**



7 x 6 = ☐

Math Practice - Grade 3

M4 Division as sharing and grouping

M4 3.OA.A.2, 3.OA.A.4, 3.OA.B.6

Name: _____ Date: _____

Share equally. Write the division equation.

1 **Owen shares 12 toy cars equally among 4 plates. How many toy cars are on each plate?**



12 / 4 = ☐

---

2 **Find the missing number.**

9 x ☐ = 45

---

3 **Write the multiplication that goes with 24 / 4.**

24 / 4 = ☐

4 x ☐ = 24

---

4 **Ben shares 8 balloons equally among 2 plates. How many balloons are on each plate?**



8 / 2 = ☐

Math Practice - Grade 3

M4 Division as sharing and grouping

M4 3.OA.A.2, 3.OA.A.4, 3.OA.B.6

Name: _____ Date: _____

Share equally. Write the division equation.

1 **Ben shares 35 stickers equally among 7 plates. How many stickers are on each plate?**



35 / 7 = ☐

---

2 **Find the missing number.**

9 x ☐ = 27

---

3 **Write the multiplication that goes with 45 / 5.**

45 / 5 = ☐

5 x ☐ = 45

---

4 **Mia shares 48 crayons equally among 8 plates. How many crayons are on each plate?**

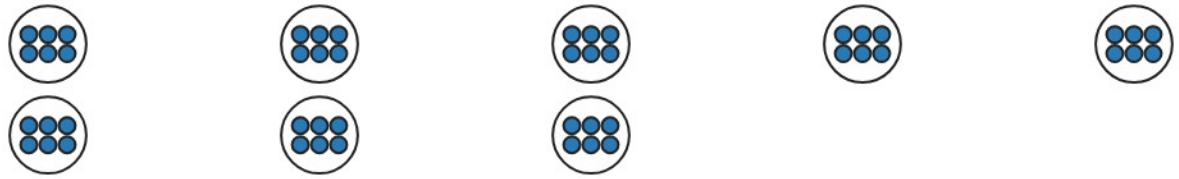

48 / 8 = ☐

Math Practice - Grade 3

M4 Division as sharing and grouping

M4 3.OA.A.2, 3.OA.A.4, 3.OA.B.6

Name: _____ Date: _____

Share equally. Write the division equation.

1 **Zoe shares 49 pencils equally among 7 plates. How many pencils are on each plate?**



49 / 7 = ☐

---

2 **Find the missing number.**

4 x ☐ = 16

---

3 **Write the multiplication that goes with 20 / 10.**

20 / 10 = ☐

10 x ☐ = 20

---

4 **Lily shares 27 marbles equally among 3 plates. How many marbles are on each plate?**



27 / 3 = ☐

Math Practice - Grade 3

M5 Properties, fluency within 100, multiples of 10

M5 3.OA.B.5, 3.OA.C.7, 3.NBT.A.3

Name: _____ Date: _____

Multiply and divide within 100. Break a factor into parts.

1 **Write the answer in the box.**

$40 \div 5 =$ ☐

---

2 **Multiply by a multiple of 10.**

$4 \times 60 =$ ☐

---

3 **Break 9 into 5 and 4. Multiply each part, then add the parts.**

$4 \times 9 = 4 \times 5 + 4 \times 4$

$4 \times 5 =$ ☐

$4 \times 4 =$ ☐

$20 + 16 =$ ☐

---

4 **Write the answer in the box.**

$6 \div 3 =$ ☐

Math Practice - Grade 3

M5 Properties, fluency within 100, multiples of 10

M5 3.OA.B.5, 3.OA.C.7, 3.NBT.A.3

Name: _____ Date: _____

Multiply and divide within 100. Break a factor into parts.

1 **Write the answer in the box.**

$2 \times 3 = \square$

---

2 **Multiply by a multiple of 10.**

$7 \times 80 = \square$

---

3 **Break 9 into 3 and 6. Multiply each part, then add the parts.**

$2 \times 9 = 2 \times 3 + 2 \times 6$

$2 \times 3 = \square$

$2 \times 6 = \square$

$6 + 12 = \square$

---

4 **Write the answer in the box.**

$9 \times 10 = \square$

Math Practice - Grade 3

M5 Properties, fluency within 100, multiples of 10

M5 3.OA.B.5, 3.OA.C.7, 3.NBT.A.3

Name: _____ Date: _____

Multiply and divide within 100. Break a factor into parts.

1 **Write the answer in the box.**

$$14 \;/\; 2 = \square$$

---

2 **Multiply by a multiple of 10.**

$$3 \times 30 = \square$$

---

3 **Break 9 into 6 and 3. Multiply each part, then add the parts.**

$$5 \times 9 = 5 \times 6 + 5 \times 3$$

$$5 \times 6 = \square$$

$$5 \times 3 = \square$$

$$30 + 15 = \square$$

---

4 **Write the answer in the box.**

$$12 \;/\; 4 = \square$$

Math Practice - Grade 3

M6 Two step problems and patterns

M6 3.OA.D.8, 3.OA.D.9

Name: _____ Date: _____

Solve the two steps in order. Write the rule and the next two numbers.

1 **Ruby has 6 stickers. Ruby buys 6 packs with 6 stickers in each pack. How many stickers does Ruby have now? Let n be the number now.**

First step: 6 x 6 = ☐

Second step: 36 + 6 = ☐

---

2 **Write the rule and the next two numbers.**

27 , 30 , 33 , 36 , 39 , ☐ ☐

Rule: ☐

---

3 **Ava has 41 buttons. Ava gives 13 away. Ava puts the rest into 2 boxes with the same number in each box. How many buttons are in each box? Let n be the number in each box.**

First step: 41 - 13 = ☐

Second step: 28 / 2 = ☐

---

4 **Write the rule and the next two numbers.**

4 , 14 , 24 , 34 , 44 , ☐ ☐

Rule: ☐

Math Practice - Grade 3

M6 Two step problems and patterns

M6 3.OA.D.8, 3.OA.D.9

Name: _____ Date: _____

Solve the two steps in order. Write the rule and the next two numbers.

1 **Jack has 16 apples. Jack buys 7 packs with 2 apples in each pack. How many apples does Jack have now? Let n be the number now.**

First step: 7 x 2 = ☐

Second step: 14 + 16 = ☐

---

2 **Write the rule and the next two numbers.**

15 , 18 , 21 , 24 , 27 , ☐ ☐

Rule: ☐

---

3 **Owen has 18 books. Owen buys 4 packs with 4 books in each pack. How many books does Owen have now? Let n be the number now.**

First step: 4 x 4 = ☐

Second step: 16 + 18 = ☐

---

4 **Write the rule and the next two numbers.**

8 , 11 , 14 , 17 , 20 , ☐ ☐

Rule: ☐

Math Practice - Grade 3

M6 Two step problems and patterns

M6 3.OA.D.8, 3.OA.D.9

Name: _____ Date: _____

Solve the two steps in order. Write the rule and the next two numbers.

1 **Ava has 4 bags with 7 pencils in each bag. Ava gives 2 pencils away. How many pencils does Ava have now? Let n be the number left.**

First step: 4 x 7 = ☐

Second step: 28 - 2 = ☐

---

2 **Write the rule and the next two numbers.**

71 , 67 , 63 , 59 , 55 , ☐ ☐

Rule: ☐

---

3 **Zoe has 32 toy cars. Zoe gives 16 away. Zoe puts the rest into 2 boxes with the same number in each box. How many toy cars are in each box? Let n be the number in each box.**

First step: 32 - 16 = ☐

Second step: 16 / 2 = ☐

---

4 **Write the rule and the next two numbers.**

87 , 84 , 81 , 78 , 75 , ☐ ☐

Rule: ☐

Math Practice - Grade 3

M7 Fractions as numbers

M7 3.NF.A.1, 3.NF.A.2, 3.NF.A.2a, 3.NF.A.2b

Name: _____ Date: _____

Name the fraction. Shade the fraction. Mark it on the number line.

1 **How many parts are shaded? Write the fraction.**



Fraction: $\frac{\quad}{\quad}$

---

2 **Mark 3/3 on the number line.**



---

3 **Shade 1/3 of the bar.**



Shade this much: $\frac{1}{3}$

---

4 **How many parts are shaded? Write the fraction.**



Fraction: $\frac{\quad}{\quad}$

Math Practice - Grade 3

M7 Fractions as numbers

M7 3.NF.A.1, 3.NF.A.2, 3.NF.A.2a, 3.NF.A.2b

Name: _____ Date: _____

Name the fraction. Shade the fraction. Mark it on the number line.

1 **How many parts are shaded? Write the fraction.**



Fraction: $\frac{\quad}{\quad}$

---

2 **Mark 1/2 on the number line.**

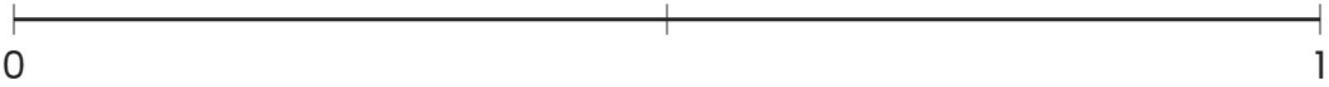

---

3 **Shade 2/3 of the bar.**



Shade this much: $\frac{2}{3}$

---

4 **How many parts are shaded? Write the fraction.**



Fraction: $\frac{\quad}{\quad}$

Math Practice - Grade 3

M7 Fractions as numbers

M7 3.NF.A.1, 3.NF.A.2, 3.NF.A.2a, 3.NF.A.2b

Name: _____ Date: _____

Name the fraction. Shade the fraction. Mark it on the number line.

1 **How many parts are shaded? Write the fraction.**



Fraction: $\frac{\quad}{\quad}$

---

2 **Mark 2/6 on the number line.**

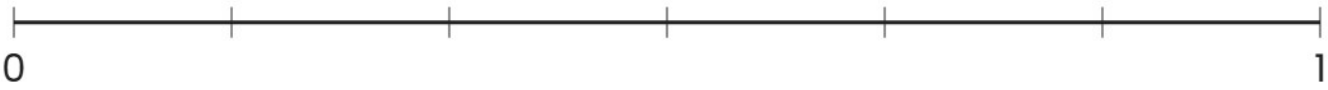

---

3 **Shade 1/3 of the bar.**



Shade this much: $\frac{1}{3}$

---

4 **How many parts are shaded? Write the fraction.**



Fraction: $\frac{\quad}{\quad}$

Math Practice - Grade 3

M8 Equivalent fractions and comparing fractions

M8 3.NF.A.3, 3.NF.A.3a, 3.NF.A.3b, 3.NF.A.3c, 3.NF.A.3d

Name: _____ Date: _____

Find the missing number. Compare the fractions.

1 **Find the missing numerator or denominator.**

$$\frac{2}{6} = \frac{\square}{24}$$

---

2 **Write > or < or = in the box.**

$$\frac{1}{2} \quad \square \quad \frac{1}{3}$$

---

3 **Write 8 as a fraction.**

$$8 = \frac{\square}{\square}$$

---

4 **Find the missing numerator or denominator.**

$$\frac{6}{8} = \frac{\square}{16}$$

Math Practice - Grade 3

M8 Equivalent fractions and comparing fractions

M8 3.NF.A.3, 3.NF.A.3a, 3.NF.A.3b, 3.NF.A.3c, 3.NF.A.3d

Name: _____ Date: _____

Find the missing number. Compare the fractions.

1 **Find the missing numerator or denominator.**

$$\frac{3}{4} = \frac{\square}{16}$$

---

2 **Write > or < or = in the box.**

$$\frac{4}{8} \quad \square \quad \frac{4}{6}$$

---

3 **Write 4 as a fraction.**

$$4 = \frac{\square}{\square}$$

---

4 **Find the missing numerator or denominator.**

$$\frac{3}{4} = \frac{6}{\square}$$

Math Practice - Grade 3

M8 Equivalent fractions and comparing fractions

M8 3.NF.A.3, 3.NF.A.3a, 3.NF.A.3b, 3.NF.A.3c, 3.NF.A.3d

Name: _____ Date: _____

Find the missing number. Compare the fractions.

1 **Find the missing numerator or denominator.**

$$\frac{1}{2} = \frac{\square}{8}$$

---

2 **Write > or < or = in the box.**

$$\frac{1}{4} \quad \square \quad \frac{1}{2}$$

---

3 **Write 4 as a fraction.**

$$4 = \frac{\square}{\square}$$

---

4 **Find the missing numerator or denominator.**

$$\frac{2}{4} = \frac{\square}{16}$$

Math Practice - Grade 3

M9 Time to the minute, elapsed time, mass, volume

M9 3.MD.A.1, 3.MD.A.2

Name: _____ Date: _____

What time is it? How many minutes passed? How much in all?

1 **What time is it? Write the time.**



Time: ☐

---

2 **From 4:46 to 5:45, how many minutes passed?**

Start: 4:46

End: 5:45

Minutes: ☐

---

3 **A pumpkin weighs 3 kilograms. A watermelon weighs 3 kilograms more than the pumpkin. How many kilograms does the watermelon weigh?**

3 + 3 = ☐

kilograms

---

4 **What time is it? Write the time.**



Time: ☐

Math Practice - Grade 3

M9 Time to the minute, elapsed time, mass, volume

M9 3.MD.A.1, 3.MD.A.2

Name: _____ Date: _____

What time is it? How many minutes passed? How much in all?

1 **What time is it? Write the time.**



Time: ☐

---

2 **From 10:15 to 11:41, how many minutes passed?**

Start: 10:15

End: 11:41

Minutes: ☐

---

3 **A tank holds 30 liters of water. Ella pours out 10 liters. How many liters are left in the tank?**

30 - 10 = ☐

liters

---

4 **What time is it? Write the time.**



Time: ☐

Math Practice - Grade 3

M9 Time to the minute, elapsed time, mass, volume

M9 3.MD.A.1, 3.MD.A.2

Name: _____ Date: _____

What time is it? How many minutes passed? How much in all?

1 **What time is it? Write the time.**



Time: ☐

---

2 **From 9:05 to 9:23, how many minutes passed?**

Start: 9:05

End: 9:23

Minutes: ☐

---

3 **Ella has a bag of rice that weighs 100 grams and a bag of beans that weighs 300 grams. How many grams do the bags weigh in all?**

100 + 300 = ☐

grams

---

4 **What time is it? Write the time.**



Time: ☐

Math Practice - Grade 3

M10 Data: scaled graphs and line plots

M10 3.MD.B.3, 3.MD.B.4

Name: _____ Date: _____

Read the graph. Answer the question.

1 **How many are there in all?**

● = 2

Red ● ●

Blue ● ● ● ●

Green ● ● ● ● ●

---

2 **How many more pencils are 1 1/4 long than 4 long?**



---

3 **How many are there in all?**

● = 2

Red ● ● ● ● ● ●

Blue ● ● ●

Green ● ● ● ●

Math Practice - Grade 3

M10 Data: scaled graphs and line plots

M10 3.MD.B.3, 3.MD.B.4

Name: _____ Date: _____

Read the graph. Answer the question.

1 **How many fewer Birds than Dogs?**

= 5

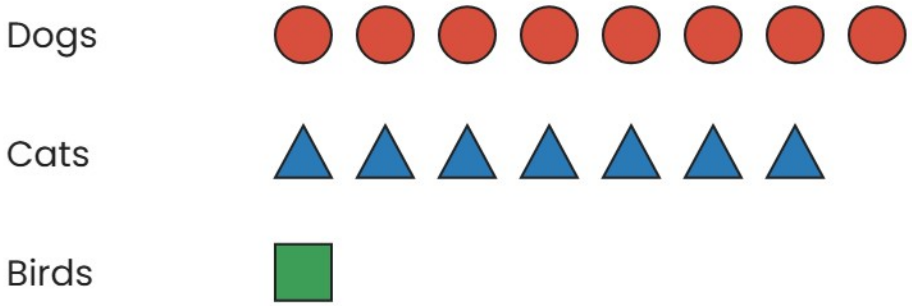

---

2 **How many more pencils are 1 long than 2 1/2 long?**



---

3 **How many fewer Blue than Green?**

= 5

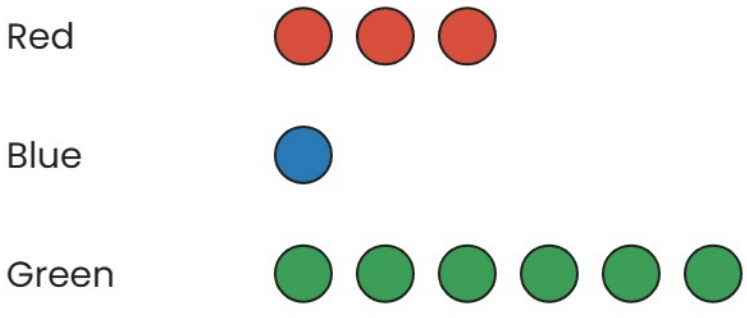

Math Practice - Grade 3

M10 Data: scaled graphs and line plots

M10 3.MD.B.3, 3.MD.B.4

Name: _____ Date: _____

Read the graph. Answer the question.

1 **How many are there in all?**

● = 5

Red ● ● ● ● ● ●

Blue ● ● ● ●

Green ● ● ● ● ● ● ● ●

---

2 **How many pencils are there in all?**



---

3 **How many are there in all?**

● = 5

Red ●

Blue ● ● ● ● ● ● ● ●

Green ● ●

Math Practice - Grade 3

M11 Area

M11 3.MD.C.5, 3.MD.C.5a, 3.MD.C.5b, 3.MD.C.6, 3.MD.C.7, 3.MD.C.7a, 3.MD.C.7b, 3.MD.C.7c, 3.MD.C.7d

Name: _____ Date: _____

Count the squares. Multiply the sides. Add the parts.

1 **How many unit squares cover the rectangle?**



Squares: ☐

---

2 **The rectangle is 9 long and 9 wide. What is its area?**

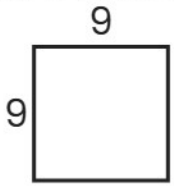

9 x 9 = ☐

---

3 **Split the shape into two rectangles. Add their areas.**



Top: ☐

Bottom: ☐

Total: ☐

---

4 **How many unit squares cover the rectangle?**



Squares: ☐

Math Practice - Grade 3

M11 Area

M11 3.MD.C.5, 3.MD.C.5a, 3.MD.C.5b, 3.MD.C.6, 3.MD.C.7, 3.MD.C.7a, 3.MD.C.7b, 3.MD.C.7c, 3.MD.C.7d

Name: _____ Date: _____

Count the squares. Multiply the sides. Add the parts.

1 **How many unit squares cover the rectangle?**



Squares: ☐

---

2 **The rectangle is 3 long and 4 wide. What is its area?**

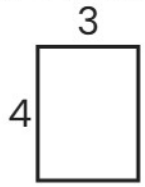

3 x 4 = ☐

---

3 **Split the shape into two rectangles. Add their areas.**

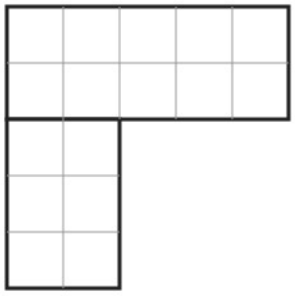

Top: ☐

Bottom: ☐

Total: ☐

---

4 **How many unit squares cover the rectangle?**

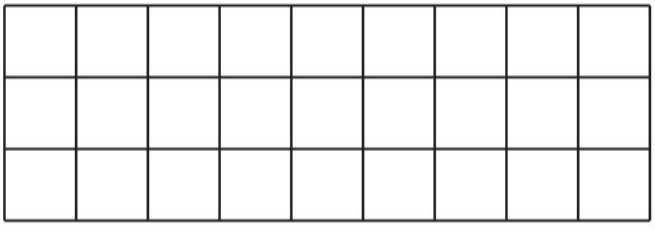

Squares: ☐

Math Practice - Grade 3

M11 Area

M11 3.MD.C.5, 3.MD.C.5a, 3.MD.C.5b, 3.MD.C.6, 3.MD.C.7, 3.MD.C.7a, 3.MD.C.7b, 3.MD.C.7c, 3.MD.C.7d

Name: _____ Date: _____

Count the squares. Multiply the sides. Add the parts.

1 **How many unit squares cover the rectangle?**

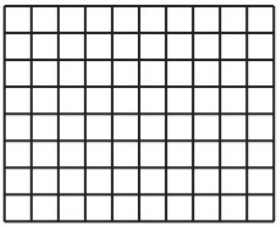

Squares: ☐

---

2 **The rectangle is 8 long and 7 wide. What is its area?**

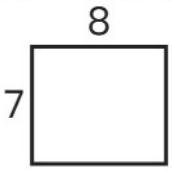

8 x 7 = ☐

---

3 **Split the shape into two rectangles. Add their areas.**



Top: ☐

Bottom: ☐

Total: ☐

---

4 **How many unit squares cover the rectangle?**



Squares: ☐

Math Practice - Grade 3

M12 Perimeter, and area versus perimeter

M12 3.MD.D.8

Name: _____ Date: _____

Add the sides to find the perimeter. Compare the areas.

1 **Add the side lengths to find the perimeter.**

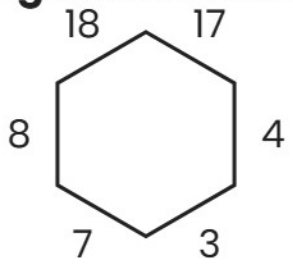

Perimeter: ☐

---

2 **The perimeter is 40. Find the missing side.**

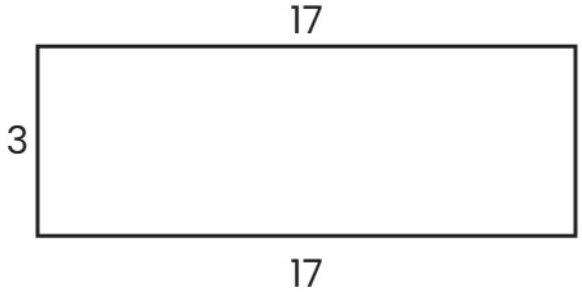

Missing side: ☐

---

3 **Both rectangles have the same perimeter. Which one has the bigger area? Write A or B.**



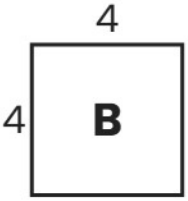

Answer: ☐

---

4 **Add the side lengths to find the perimeter.**

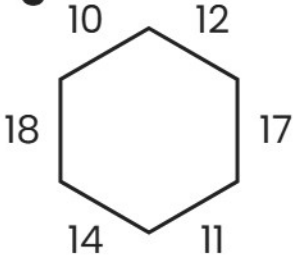

Perimeter: ☐

Math Practice - Grade 3

M12 Perimeter, and area versus perimeter

M12 3.MD.D.8

Name: _____ Date: _____

Add the sides to find the perimeter. Compare the areas.

1 **Add the side lengths to find the perimeter.**

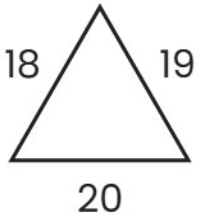

Perimeter: ☐

---

2 **The perimeter is 64. Find the missing side.**

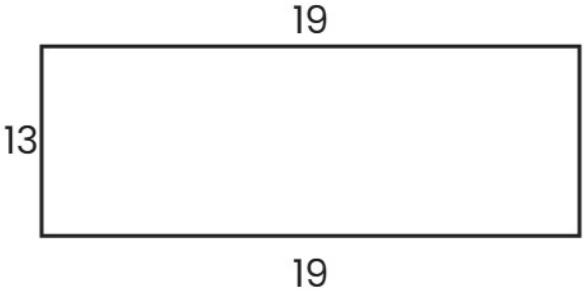

Missing side: ☐

---

3 **Both rectangles have the same area. Which one has the bigger perimeter? Write A or B.**

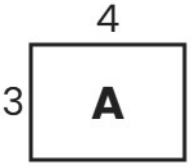

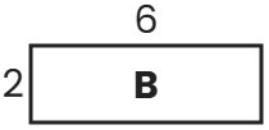

Answer: ☐

---

4 **Add the side lengths to find the perimeter.**

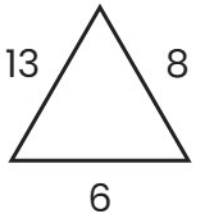

Perimeter: ☐

Math Practice - Grade 3

M12 Perimeter, and area versus perimeter

M12 3.MD.D.8

Name: _____ Date: _____

Add the sides to find the perimeter. Compare the areas.

1 **Add the side lengths to find the perimeter.**

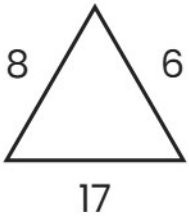

Perimeter: ☐

---

2 **The perimeter is 24. Find the missing side.**

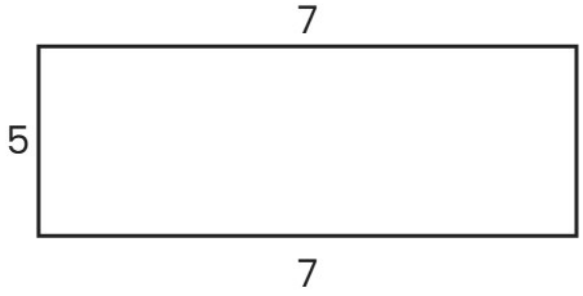

Missing side: ☐

---

3 **Both rectangles have the same area. Which one has the bigger perimeter? Write A or B.**

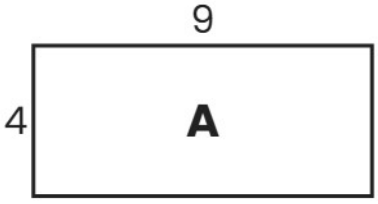

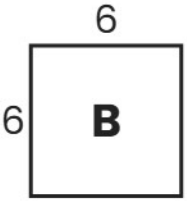

Answer: ☐

---

4 **Add the side lengths to find the perimeter.**

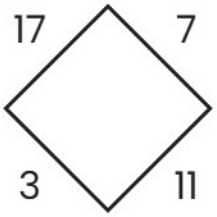

Perimeter: ☐

Math Practice - Grade 3

M13 Shapes and equal shares

M13 3.G.A.1, 3.G.A.2

Name: _____ Date: _____

Name the shape. Count the sides. Shade one share.

1 **How many sides? How many angles?**



Sides: ☐

Angles: ☐

---

2 **Name this quadrilateral.**



Name: ☐

---

3 **Each part is what fraction of the whole?**



One part is ☐/☐

---

4 **How many sides? How many angles?**



Sides: ☐

Angles: ☐

Math Practice - Grade 3

M13 Shapes and equal shares

M13 3.G.A.1, 3.G.A.2

Name: _____ Date: _____

Name the shape. Count the sides. Shade one share.

1 **How many sides? How many angles?**

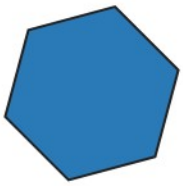

Sides: ☐

Angles: ☐

---

2 **Name this quadrilateral.**



Name: ☐

---

3 **Each part is what fraction of the whole?**



One part is ☐/☐

---

4 **How many sides? How many angles?**



Sides: ☐

Angles: ☐

Math Practice - Grade 3

M13 Shapes and equal shares

M13 3.G.A.1, 3.G.A.2

Name: _____ Date: _____

Name the shape. Count the sides. Shade one share.

1 **Is this shape a quadrilateral? Circle Yes or No.**



Yes No

---

2 **Name this quadrilateral.**



Name: ☐

---

3 **Each part is what fraction of the whole?**

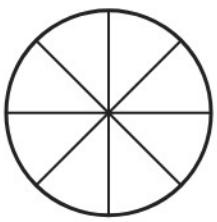

One part is ☐

---

4 **Is this shape a quadrilateral? Circle Yes or No.**



Yes No