Math Practice - Grade 3

M1 Place value and rounding

M1 3.NBT.A.1

Name: _____ Date: _____

Round to the nearest 10 or 100. Write the value of the circled digit.

1 **Round to the nearest 10.**

408 rounds to the nearest 10: ☐

2 **Round to the nearest 100.**

100 rounds to the nearest 100: ☐

3 **What is the value of the circled digit?**

6 5 (8)

Value: ☐

4 **Round to the nearest 10.**

922 rounds to the nearest 10: ☐

Answer Key

1. 410 2. 100 3. 8 4. 920

Math Practice - Grade 3

M1 Place value and rounding

M1 3.NBT.A.1

Name: _____ Date: _____

Round to the nearest 10 or 100. Write the value of the circled digit.

1 **Round to the nearest 10.**

537 rounds to the nearest 10: ☐

2 **Round to the nearest 100.**

651 rounds to the nearest 100: ☐

3 **What is the value of the circled digit?**

9(1)3

Value: ☐

4 **Round to the nearest 10.**

603 rounds to the nearest 10: ☐

Answer Key

1. 540 2. 700 3. 10 4. 600

Math Practice - Grade 3

M1 Place value and rounding

M1 3.NBT.A.1

Name: _____ Date: _____

Round to the nearest 10 or 100. Write the value of the circled digit.

1 **Round to the nearest 10.**

715 rounds to the nearest 10: ☐

2 **Round to the nearest 100.**

377 rounds to the nearest 100: ☐

3 **What is the value of the circled digit?**

6(0)1

Value: ☐

4 **Round to the nearest 10.**

178 rounds to the nearest 10: ☐

Answer Key

1. 720 2. 400 3. 0 4. 180

Math Practice - Grade 3

M2 Add and subtract within 1000

M2 3.NBT.A.2

Name: _____ Date: _____

Add and subtract within 1000.

1 **Add.**

$$\begin{array}{r} 194 \\ +\ 313 \\ \hline \square \end{array}$$

2 **Subtract.**

$$\begin{array}{r} 518 \\ -\ 516 \\ \hline \square \end{array}$$

3 **Add.**

$$\begin{array}{r} 496 \\ +\ 127 \\ \hline \square \end{array}$$

4 **Subtract.**

$$\begin{array}{r} 231 \\ -\ 141 \\ \hline \square \end{array}$$

5 **Add.**

$$\begin{array}{r} 211 \\ +\ 271 \\ \hline \square \end{array}$$

6 **Subtract.**

$$\begin{array}{r} 227 \\ -\ 157 \\ \hline \square \end{array}$$

7 **Add.**

$$\begin{array}{r} 377 \\ +\ 200 \\ \hline \square \end{array}$$

8 **Subtract.**

$$\begin{array}{r} 194 \\ -\ 189 \\ \hline \square \end{array}$$

9 **Add.**

$$\begin{array}{r} 734 \\ +\ 135 \\ \hline \square \end{array}$$

10 **Subtract.**

$$\begin{array}{r} 824 \\ -\ 477 \\ \hline \square \end{array}$$

11 **Add.**

$$\begin{array}{r} 318 \\ +\ 406 \\ \hline \square \end{array}$$

12 **Subtract.**

$$\begin{array}{r} 546 \\ -\ 515 \\ \hline \square \end{array}$$

Answer Key

1. 507	2. 2	3. 623	4. 90
5. 482	6. 70	7. 577	8. 5
9. 869	10. 347	11. 724	12. 31

Math Practice - Grade 3

M2 Add and subtract within 1000

M2 3.NBT.A.2

Name: _____ Date: _____

Add and subtract within 1000.

1 **Add.**

$$\begin{array}{r} 554 \\ +\ 163 \\ \hline \square \end{array}$$

2 **Subtract.**

$$\begin{array}{r} 571 \\ -\ 491 \\ \hline \square \end{array}$$

3 **Add.**

$$\begin{array}{r} 545 \\ +\ 210 \\ \hline \square \end{array}$$

4 **Subtract.**

$$\begin{array}{r} 657 \\ -\ 388 \\ \hline \square \end{array}$$

5 **Add.**

$$\begin{array}{r} 676 \\ +\ 210 \\ \hline \square \end{array}$$

6 **Subtract.**

$$\begin{array}{r} 338 \\ -\ 269 \\ \hline \square \end{array}$$

7 **Add.**

$$\begin{array}{r} 529 \\ +\ 400 \\ \hline \square \end{array}$$

8 **Subtract.**

$$\begin{array}{r} 813 \\ -\ 691 \\ \hline \square \end{array}$$

9 **Add.**

$$\begin{array}{r} 865 \\ +\ 107 \\ \hline \square \end{array}$$

10 **Subtract.**

$$\begin{array}{r} 107 \\ -\ 101 \\ \hline \square \end{array}$$

11 **Add.**

$$\begin{array}{r} 480 \\ +\ 415 \\ \hline \square \end{array}$$

12 **Subtract.**

$$\begin{array}{r} 323 \\ -\ 220 \\ \hline \square \end{array}$$

Answer Key

1. 717	2. 80	3. 755	4. 269
5. 886	6. 69	7. 929	8. 122
9. 972	10. 6	11. 895	12. 103

Math Practice - Grade 3

M2 Add and subtract within 1000

M2 3.NBT.A.2

Name: _____ Date: _____

Add and subtract within 1000.

1 **Add.**

$$\begin{array}{r} 366 \\ +\ 587 \\ \hline \square \end{array}$$

2 **Subtract.**

$$\begin{array}{r} 946 \\ -\ 942 \\ \hline \square \end{array}$$

3 **Add.**

$$\begin{array}{r} 290 \\ +\ 609 \\ \hline \square \end{array}$$

4 **Subtract.**

$$\begin{array}{r} 969 \\ -\ 597 \\ \hline \square \end{array}$$

5 **Add.**

$$\begin{array}{r} 625 \\ +\ 115 \\ \hline \square \end{array}$$

6 **Subtract.**

$$\begin{array}{r} 409 \\ -\ 307 \\ \hline \square \end{array}$$

7 **Add.**

$$\begin{array}{r} 714 \\ +\ 195 \\ \hline \square \end{array}$$

8 **Subtract.**

$$\begin{array}{r} 518 \\ -\ 464 \\ \hline \square \end{array}$$

9 **Add.**

$$\begin{array}{r} 479 \\ +\ 296 \\ \hline \square \end{array}$$

10 **Subtract.**

$$\begin{array}{r} 448 \\ -\ 222 \\ \hline \square \end{array}$$

11 **Add.**

$$\begin{array}{r} 416 \\ +\ 131 \\ \hline \square \end{array}$$

12 **Subtract.**

$$\begin{array}{r} 532 \\ -\ 259 \\ \hline \square \end{array}$$

Answer Key

1. 953	2. 4	3. 899	4. 372
5. 740	6. 102	7. 909	8. 54
9. 775	10. 226	11. 547	12. 273

Math Practice - Grade 3

M3 Multiplication as equal groups and arrays

M3 3.OA.A.1, 3.OA.A.3

Name: _____ Date: _____

Count the groups. Write the multiplication equation.

1 **How many groups? How many in each group? Write the multiplication.**



10 x 6 = ☐

---

2 **How many rows? How many columns? Write the multiplication.**



6 x 9 = ☐

---

3 **Ella has 7 bags with 2 marbles in each bag. How many marbles does Ella have in all?**

7 x 2 = ☐

Answer Key

1. 60 2. 54 3. 14

Math Practice - Grade 3

M3 Multiplication as equal groups and arrays

M3 3.OA.A.1, 3.OA.A.3

Name: _____ Date: _____

Count the groups. Write the multiplication equation.

1 **How many groups? How many in each group? Write the multiplication.**



3 x 5 = ☐

---

2 **How many rows? How many columns? Write the multiplication.**



2 x 5 = ☐

---

3 **Ella has 6 bags with 9 buttons in each bag. How many buttons does Ella have in all?**

6 x 9 = ☐

Answer Key

1. 15 2. 10 3. 54

Math Practice - Grade 3

M3 Multiplication as equal groups and arrays

M3 3.OA.A.1, 3.OA.A.3

Name: _____ Date: _____

Count the groups. Write the multiplication equation.

1 **How many groups? How many in each group? Write the multiplication.**

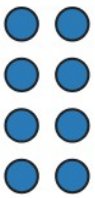

4 x 2 = ☐

---

2 **How many rows? How many columns? Write the multiplication.**



6 x 8 = ☐

---

3 **Jack has 7 packs with 7 toy cars in each pack. How many toy cars does Jack have in all?**

7 x 7 = ☐

Answer Key

1. 8 2. 48 3. 49

Math Practice - Grade 3

M4 Division as sharing and grouping

M4 3.OA.A.2, 3.OA.A.4, 3.OA.B.6

Name: _____ Date: _____

Share equally. Write the division equation.

1 **Owen shares 12 toy cars equally among 4 plates. How many toy cars are on each plate?**



12 / 4 = ☐

---

2 **Find the missing number.**

9 x ☐ = 45

---

3 **Write the multiplication that goes with 24 / 4.**

24 / 4 = ☐

4 x ☐ = 24

Answer Key

1. 3 2. 5 3. 6

Math Practice - Grade 3

M4 Division as sharing and grouping

M4 3.OA.A.2, 3.OA.A.4, 3.OA.B.6

Name: _____ Date: _____

Share equally. Write the division equation.

1 **Ben shares 35 stickers equally among 7 plates. How many stickers are on each plate?**

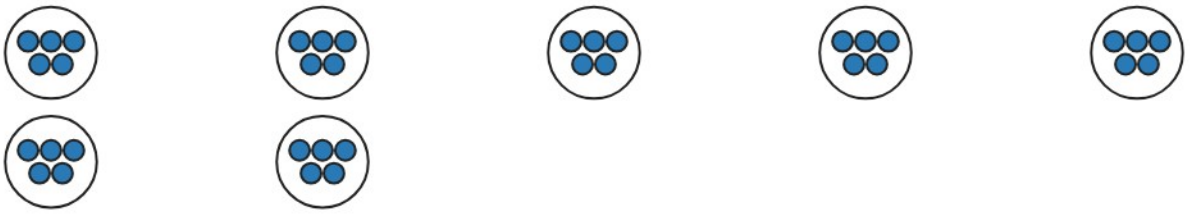

35 / 7 = ☐

---

2 **Find the missing number.**

9 x ☐ = 27

---

3 **Write the multiplication that goes with 45 / 5.**

45 / 5 = ☐

5 x ☐ = 45

Answer Key

1. 5 2. 3 3. 9

Math Practice - Grade 3

M4 Division as sharing and grouping

M4 3.OA.A.2, 3.OA.A.4, 3.OA.B.6

Name: _____ Date: _____

Share equally. Write the division equation.

1 **Zoe shares 49 pencils equally among 7 plates. How many pencils are on each plate?**



49 / 7 = ☐

---

2 **Find the missing number.**

4 x ☐ = 16

---

3 **Write the multiplication that goes with 20 / 10.**

20 / 10 = ☐

10 x ☐ = 20

Answer Key

1. 7 2. 4 3. 2

Math Practice - Grade 3

M5 Properties, fluency within 100, multiples of 10

M5 3.OA.B.5, 3.OA.C.7, 3.NBT.A.3

Name: _____ Date: _____

Multiply and divide within 100. Break a factor into parts.

1 **Write the answer in the box.**

40 / 5 = ☐

---

2 **Multiply by a multiple of 10.**

4 x 60 = ☐

---

3 **Break 9 into 5 and 4. Multiply each part, then add the parts.**

4 x 9 = 4 x 5 + 4 x 4

4 x 5 = ☐

4 x 4 = ☐

20 + 16 = ☐

Answer Key

1. 8 2. 240 3. 36

Math Practice - Grade 3

M5 Properties, fluency within 100, multiples of 10

M5 3.OA.B.5, 3.OA.C.7, 3.NBT.A.3

Name: _____ Date: _____

Multiply and divide within 100. Break a factor into parts.

1 **Write the answer in the box.**

$2 \times 3 = \square$

---

2 **Multiply by a multiple of 10.**

$7 \times 80 = \square$

---

3 **Break 9 into 3 and 6. Multiply each part, then add the parts.**

$2 \times 9 = 2 \times 3 + 2 \times 6$

$2 \times 3 = \square$

$2 \times 6 = \square$

$6 + 12 = \square$

Answer Key

1. 6 2. 560 3. 18

Math Practice - Grade 3

M5 Properties, fluency within 100, multiples of 10

M5 3.OA.B.5, 3.OA.C.7, 3.NBT.A.3

Name: _____ Date: _____

Multiply and divide within 100. Break a factor into parts.

1 **Write the answer in the box.**

$14 \div 2 =$ ☐

---

2 **Multiply by a multiple of 10.**

$3 \times 30 =$ ☐

---

3 **Break 9 into 6 and 3. Multiply each part, then add the parts.**

$5 \times 9 = 5 \times 6 + 5 \times 3$

$5 \times 6 =$ ☐

$5 \times 3 =$ ☐

$30 + 15 =$ ☐

Answer Key

1. 7 2. 90 3. 45

Math Practice - Grade 3

M6 Two step problems and patterns

M6 3.OA.D.8, 3.OA.D.9

Name: _____ Date: _____

Solve the two steps in order. Write the rule and the next two numbers.

1 **Ruby has 6 stickers. Ruby buys 6 packs with 6 stickers in each pack. How many stickers does Ruby have now? Let n be the number now.**

First step: 6 x 6 = ☐

Second step: 36 + 6 = ☐

---

2 **Write the rule and the next two numbers.**

27 , 30 , 33 , 36 , 39 , ☐ ☐

Rule: ☐

---

3 **Ava has 41 buttons. Ava gives 13 away. Ava puts the rest into 2 boxes with the same number in each box. How many buttons are in each box? Let n be the number in each box.**

First step: 41 - 13 = ☐

Second step: 28 / 2 = ☐

Answer Key

1. 42 2. add 3, 42, 45 3. 14

Math Practice - Grade 3

M6 Two step problems and patterns

M6 3.OA.D.8, 3.OA.D.9

Name: _____ Date: _____

Solve the two steps in order. Write the rule and the next two numbers.

1 **Jack has 16 apples. Jack buys 7 packs with 2 apples in each pack. How many apples does Jack have now? Let n be the number now.**

First step: $7 \times 2 =$ ☐

Second step: $14 + 16 =$ ☐

---

2 **Write the rule and the next two numbers.**

15 , 18 , 21 , 24 , 27 , ☐ ☐

Rule: ☐

---

3 **Owen has 18 books. Owen buys 4 packs with 4 books in each pack. How many books does Owen have now? Let n be the number now.**

First step: $4 \times 4 =$ ☐

Second step: $16 + 18 =$ ☐

Answer Key

1. 30 2. add 3, 30, 33 3. 34

Math Practice - Grade 3

M6 Two step problems and patterns

M6 3.OA.D.8, 3.OA.D.9

Name: _____ Date: _____

Solve the two steps in order. Write the rule and the next two numbers.

1 **Ava has 4 bags with 7 pencils in each bag. Ava gives 2 pencils away. How many pencils does Ava have now? Let n be the number left.**

First step: 4 x 7 = ☐

Second step: 28 - 2 = ☐

---

2 **Write the rule and the next two numbers.**

71 , 67 , 63 , 59 , 55 , ☐ ☐

Rule: ☐

---

3 **Zoe has 32 toy cars. Zoe gives 16 away. Zoe puts the rest into 2 boxes with the same number in each box. How many toy cars are in each box? Let n be the number in each box.**

First step: 32 - 16 = ☐

Second step: 16 / 2 = ☐

Answer Key

1. 26 2. subtract 4, 51, 47 3. 8

Math Practice - Grade 3

M7 Fractions as numbers

M7 3.NF.A.1, 3.NF.A.2, 3.NF.A.2a, 3.NF.A.2b

Name: _____ Date: _____

Name the fraction. Shade the fraction. Mark it on the number line.

1 How many parts are shaded? Write the fraction.



Fraction: $\frac{\quad}{\quad}$

---

2 Mark 3/3 on the number line.



---

3 Shade 1/3 of the bar.



Shade this much: $\frac{1}{3}$

Answer Key

1. 1/3 2. 3/3 3. 1/3

Math Practice - Grade 3

M7 Fractions as numbers

M7 3.NF.A.1, 3.NF.A.2, 3.NF.A.2a, 3.NF.A.2b

Name: _____ Date: _____

Name the fraction. Shade the fraction. Mark it on the number line.

1 **How many parts are shaded? Write the fraction.**



Fraction: $\frac{\quad}{\quad}$

---

2 **Mark 1/2 on the number line.**

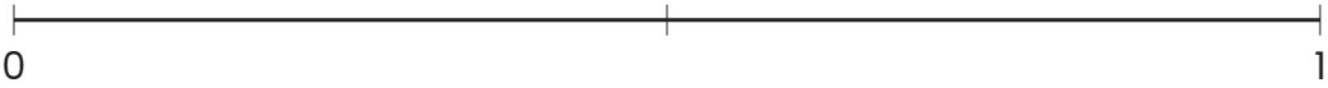

---

3 **Shade 2/3 of the bar.**



Shade this much: $\frac{2}{3}$

Answer Key

1. 4/6 2. 1/2 3. 2/3

Math Practice - Grade 3

M7 Fractions as numbers

M7 3.NF.A.1, 3.NF.A.2, 3.NF.A.2a, 3.NF.A.2b

Name: _____ Date: _____

Name the fraction. Shade the fraction. Mark it on the number line.

1 **How many parts are shaded? Write the fraction.**



Fraction: $\frac{\quad}{\quad}$

---

2 **Mark 2/6 on the number line.**

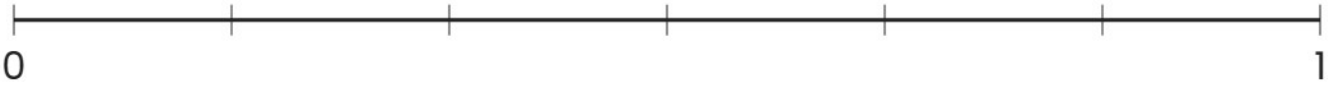

---

3 **Shade 1/3 of the bar.**



Shade this much: $\frac{1}{3}$

Answer Key

1. 0/3 2. 2/6 3. 1/3

Math Practice - Grade 3

M8 Equivalent fractions and comparing fractions

M8 3.NF.A.3, 3.NF.A.3a, 3.NF.A.3b, 3.NF.A.3c, 3.NF.A.3d

Name: _____ Date: _____

Find the missing number. Compare the fractions.

1 Find the missing numerator or denominator.

$$\frac{2}{6} = \frac{\square}{24}$$

---

2 Write > or < or = in the box.

$$\frac{1}{2} \quad \square \quad \frac{1}{3}$$

---

3 Write 8 as a fraction.

$$8 = \frac{\square}{\square}$$

Answer Key

1. 8 2. > 3. 8/1

Math Practice - Grade 3

M8 Equivalent fractions and comparing fractions

M8 3.NF.A.3, 3.NF.A.3a, 3.NF.A.3b, 3.NF.A.3c, 3.NF.A.3d

Name: _____ Date: _____

Find the missing number. Compare the fractions.

1 Find the missing numerator or denominator.

$$\frac{3}{4} = \frac{\square}{16}$$

---

2 Write > or < or = in the box.

$$\frac{4}{8} \quad \square \quad \frac{4}{6}$$

---

3 Write 4 as a fraction.

$$4 = \frac{\square}{\square}$$

Answer Key

1. 12 2. < 3. 4/1

Math Practice - Grade 3

M8 Equivalent fractions and comparing fractions

M8 3.NF.A.3, 3.NF.A.3a, 3.NF.A.3b, 3.NF.A.3c, 3.NF.A.3d

Name: _____ Date: _____

Find the missing number. Compare the fractions.

1 Find the missing numerator or denominator.

$$\frac{1}{2} = \frac{\square}{8}$$

---

2 Write > or < or = in the box.

$$\frac{1}{4} \quad \square \quad \frac{1}{2}$$

---

3 Write 4 as a fraction.

$$4 = \frac{\square}{\square}$$

Answer Key

1. 4 2. < 3. 4/1

Math Practice - Grade 3

M9 Time to the minute, elapsed time, mass, volume

M9 3.MD.A.1, 3.MD.A.2

Name: _____ Date: _____

What time is it? How many minutes passed? How much in all?

1 **What time is it? Write the time.**



Time: ☐

---

2 **From 4:46 to 5:45, how many minutes passed?**

Start: 4:46

Minutes: ☐

End: 5:45

---

3 **A pumpkin weighs 3 kilograms. A watermelon weighs 3 kilograms more than the pumpkin. How many kilograms does the watermelon weigh?**

3 + 3 = ☐

kilograms

Answer Key

1. 3:24 2. 59 3. 6 kilograms

Math Practice - Grade 3

M9 Time to the minute, elapsed time, mass, volume

M9 3.MD.A.1, 3.MD.A.2

Name: _____ Date: _____

What time is it? How many minutes passed? How much in all?

1 **What time is it? Write the time.**



Time: ☐

---

2 **From 10:15 to 11:41, how many minutes passed?**

Start: 10:15

Minutes: ☐

End: 11:41

---

3 **A tank holds 30 liters of water. Ella pours out 10 liters. How many liters are left in the tank?**

30 - 10 = ☐

liters

Answer Key

1. 4:44 2. 86 3. 20 liters

Math Practice - Grade 3

M9 Time to the minute, elapsed time, mass, volume

M9 3.MD.A.1, 3.MD.A.2

Name: _____ Date: _____

What time is it? How many minutes passed? How much in all?

1 **What time is it? Write the time.**



Time: ☐

---

2 **From 9:05 to 9:23, how many minutes passed?**

Start: 9:05

Minutes: ☐

End: 9:23

---

3 **Ella has a bag of rice that weighs 100 grams and a bag of beans that weighs 300 grams. How many grams do the bags weigh in all?**

100 + 300 = ☐

grams

Answer Key

1. 8:54 2. 18 3. 400 grams

Math Practice - Grade 3

M10 Data: scaled graphs and line plots

M10 3.MD.B.3, 3.MD.B.4

Name: _____ Date: _____

Read the graph. Answer the question.

1 **How many are there in all?**

● = 2

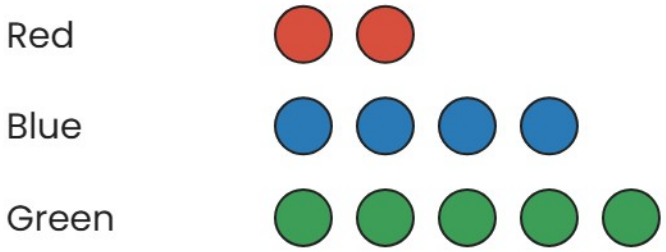

2 **How many more pencils are 1 1/4 long than 4 long?**



3 **How many are there in all?**

● = 2

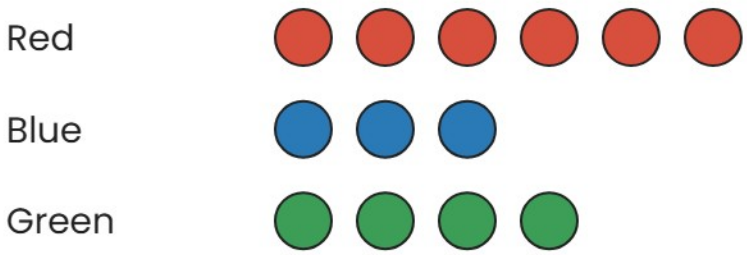

Answer Key

1. 22 2. 2 3. 26

Math Practice - Grade 3

M10 Data: scaled graphs and line plots

M10 3.MD.B.3, 3.MD.B.4

Name: _____ Date: _____

Read the graph. Answer the question.

1 **How many fewer Birds than Dogs?**

● = 5

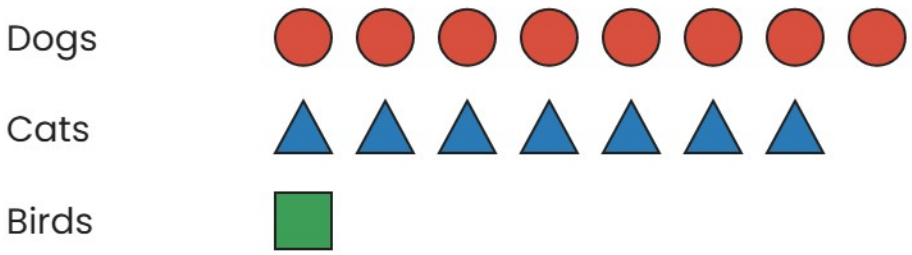

---

2 **How many more pencils are 1 long than 2 1/2 long?**

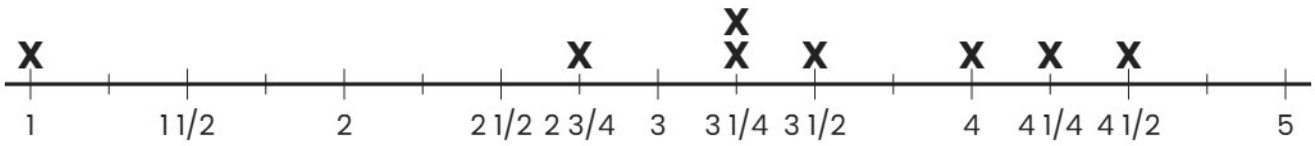

---

3 **How many fewer Blue than Green?**

● = 5

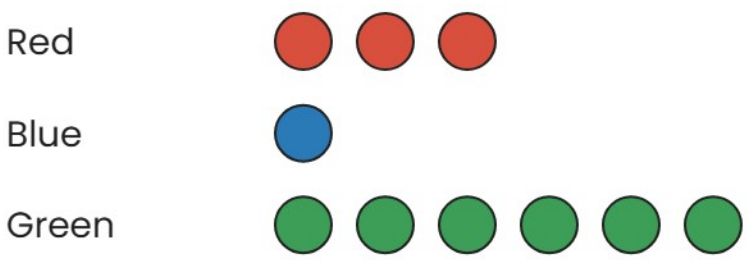

Answer Key

1. 35 2. 1 3. 25

Math Practice - Grade 3

M10 Data: scaled graphs and line plots

M10 3.MD.B.3, 3.MD.B.4

Name: _____ Date: _____

Read the graph. Answer the question.

1 **How many are there in all?**

● = 5

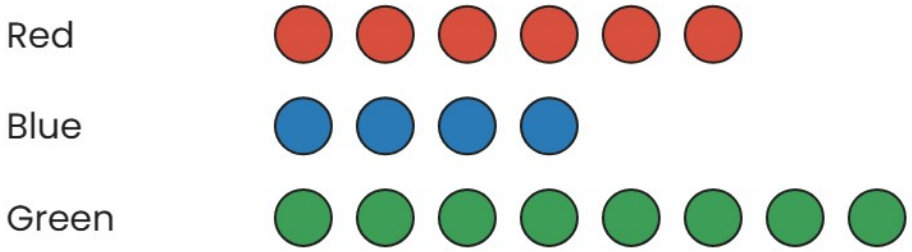

---

2 **How many pencils are there in all?**



---

3 **How many are there in all?**

● = 5

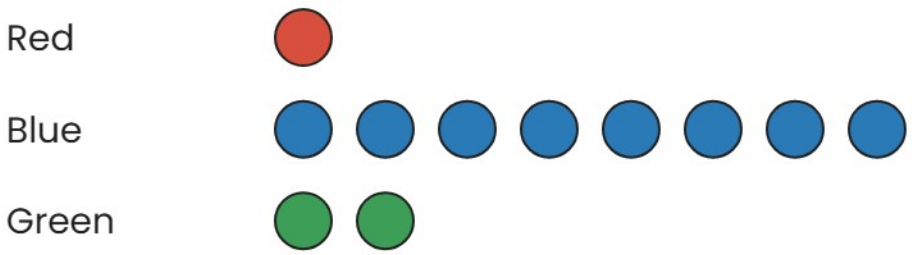

Answer Key

1. 90 2. 8 3. 55

Math Practice - Grade 3

M11 Area

M11 3.MD.C.5, 3.MD.C.5a, 3.MD.C.5b, 3.MD.C.6, 3.MD.C.7, 3.MD.C.7a, 3.MD.C.7b, 3.MD.C.7c, 3.MD.C.7d

Name: _____ Date: _____

Count the squares. Multiply the sides. Add the parts.

1 **How many unit squares cover the rectangle?**

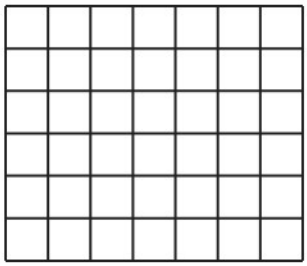

Squares: ☐

---

2 **The rectangle is 9 long and 9 wide. What is its area?**

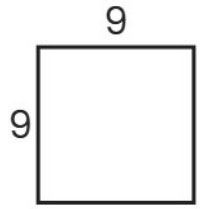

9 x 9 = ☐

---

3 **Split the shape into two rectangles. Add their areas.**



Top: ☐

Bottom: ☐

Total: ☐

Answer Key

1. 42 2. 81 3. 34

Math Practice - Grade 3

M11 Area

M11 3.MD.C.5, 3.MD.C.5a, 3.MD.C.5b, 3.MD.C.6, 3.MD.C.7, 3.MD.C.7a, 3.MD.C.7b, 3.MD.C.7c, 3.MD.C.7d

Name: _____ Date: _____

Count the squares. Multiply the sides. Add the parts.

1 **How many unit squares cover the rectangle?**



Squares: ☐

---

2 **The rectangle is 3 long and 4 wide. What is its area?**

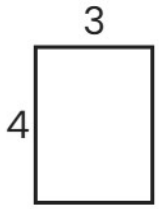

3 x 4 = ☐

---

3 **Split the shape into two rectangles. Add their areas.**

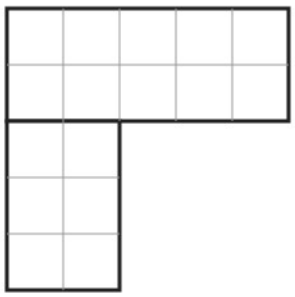

Top: ☐

Bottom: ☐

Total: ☐

Answer Key

1. 63 2. 12 3. 16

Math Practice - Grade 3

M11 Area

M11 3.MD.C.5, 3.MD.C.5a, 3.MD.C.5b, 3.MD.C.6, 3.MD.C.7, 3.MD.C.7a, 3.MD.C.7b, 3.MD.C.7c, 3.MD.C.7d

Name: _____ Date: _____

Count the squares. Multiply the sides. Add the parts.

1 **How many unit squares cover the rectangle?**

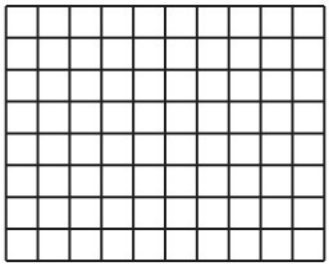

Squares: ☐

---

2 **The rectangle is 8 long and 7 wide. What is its area?**

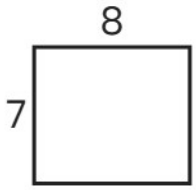

8 x 7 = ☐

---

3 **Split the shape into two rectangles. Add their areas.**



Top: ☐

Bottom: ☐

Total: ☐

Answer Key

1. 80 2. 56 3. 40

Math Practice - Grade 3

M12 Perimeter, and area versus perimeter

M12 3.MD.D.8

Name: _____ Date: _____

Add the sides to find the perimeter. Compare the areas.

1 **Add the side lengths to find the perimeter.**

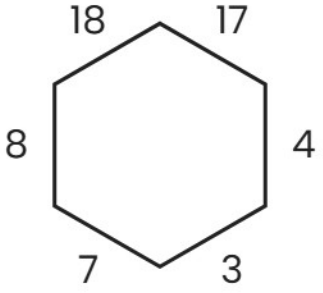

Perimeter: ☐

---

2 **The perimeter is 40. Find the missing side.**



Missing side: ☐

---

3 **Both rectangles have the same perimeter. Which one has the bigger area? Write A or B.**



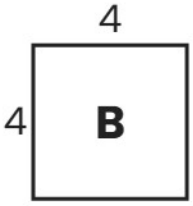

Answer: ☐

Answer Key

1. 57 2. 3 3. B

Math Practice - Grade 3

M12 Perimeter, and area versus perimeter

M12 3.MD.D.8

Name: _____ Date: _____

Add the sides to find the perimeter. Compare the areas.

1 **Add the side lengths to find the perimeter.**

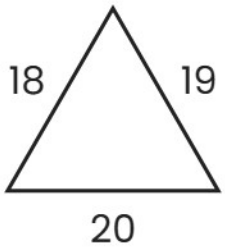

Perimeter: ☐

---

2 **The perimeter is 64. Find the missing side.**

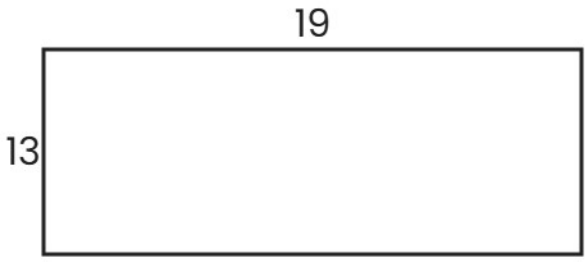

Missing side: ☐

---

3 **Both rectangles have the same area. Which one has the bigger perimeter? Write A or B.**

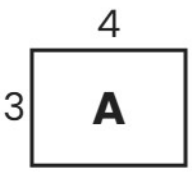

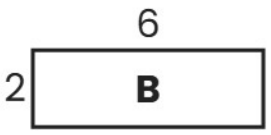

Answer: ☐

Answer Key

1. 57 2. 13 3. B

Math Practice - Grade 3

M12 Perimeter, and area versus perimeter

M12 3.MD.D.8

Name: _____ Date: _____

Add the sides to find the perimeter. Compare the areas.

1 **Add the side lengths to find the perimeter.**

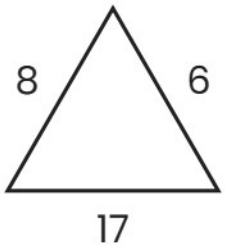

Perimeter: ☐

---

2 **The perimeter is 24. Find the missing side.**



Missing side: ☐

---

3 **Both rectangles have the same area. Which one has the bigger perimeter? Write A or B.**

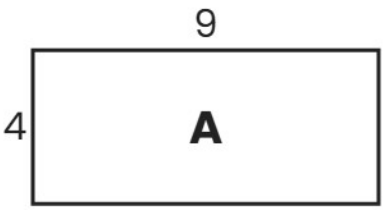

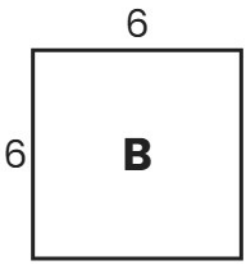

Answer: ☐

Answer Key

1. 31 2. 5 3. A

Math Practice - Grade 3

M13 Shapes and equal shares

M13 3.G.A.1, 3.G.A.2

Name: _____ Date: _____

Name the shape. Count the sides. Shade one share.

1 **How many sides? How many angles?**



Sides: ☐

Angles: ☐

---

2 **Name this quadrilateral.**



Name: ☐

---

3 **Each part is what fraction of the whole?**



One part is ☐/☐

Answer Key

1. 4 sides, 4 angles 2. rhombus 3. 1/3

Math Practice - Grade 3

M13 Shapes and equal shares

M13 3.G.A.1, 3.G.A.2

Name: _____ Date: _____

Name the shape. Count the sides. Shade one share.

1 **How many sides? How many angles?**

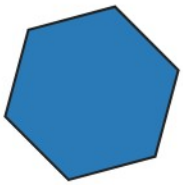

Sides: ☐

Angles: ☐

---

2 **Name this quadrilateral.**



Name: ☐

---

3 **Each part is what fraction of the whole?**



One part is ☐/☐

Answer Key

1. 6 sides, 6 angles 2. trapezoid 3. 1/3

Math Practice - Grade 3

M13 Shapes and equal shares

M13 3.G.A.1, 3.G.A.2

Name: _____ Date: _____

Name the shape. Count the sides. Shade one share.

1 Is this shape a quadrilateral? Circle Yes or No.



Yes No

---

2 Name this quadrilateral.



Name: _____

---

3 Each part is what fraction of the whole?

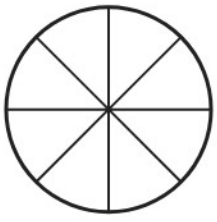

One part is $\frac{\quad}{\quad}$

Answer Key

1. Yes 2. parallelogram 3. 1/8