Math Practice - Grade 2

M10 Data: line plots, picture graphs, bar graphs

M10 2.MD.D.9, 2.MD.D.10

Name: _____ Date: _____

Read the graph. Answer the question.

1 **How many pencils are 6 long?**



2 **Which has the most?**

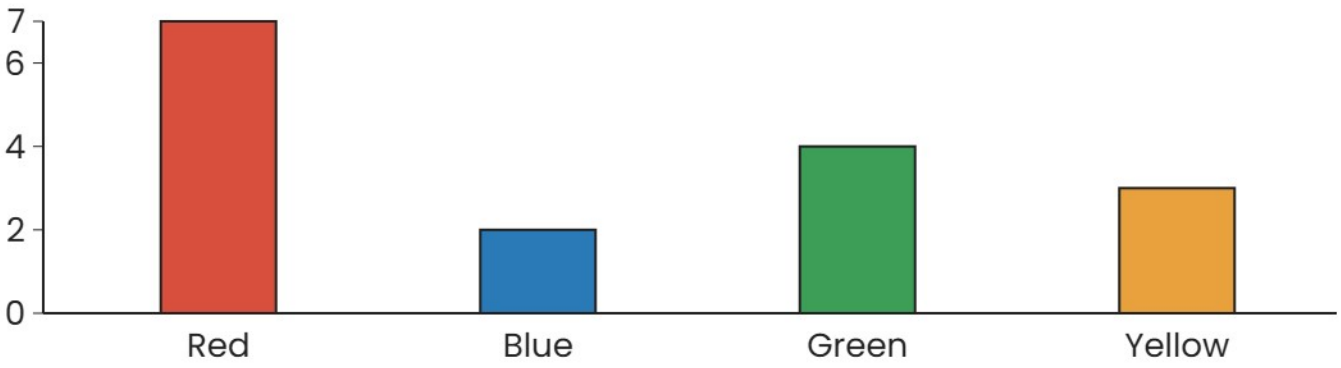

3 **How many in all?**

Apples



Bananas

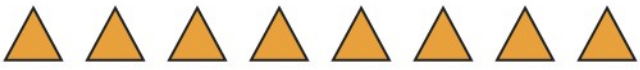

Oranges



Math Practice - Grade 2

M10 Data: line plots, picture graphs, bar graphs

M10 2.MD.D.9, 2.MD.D.10

Name: _____ Date: _____

Read the graph. Answer the question.

1 **How many pencils are there in all?**



2 **Which has the most?**

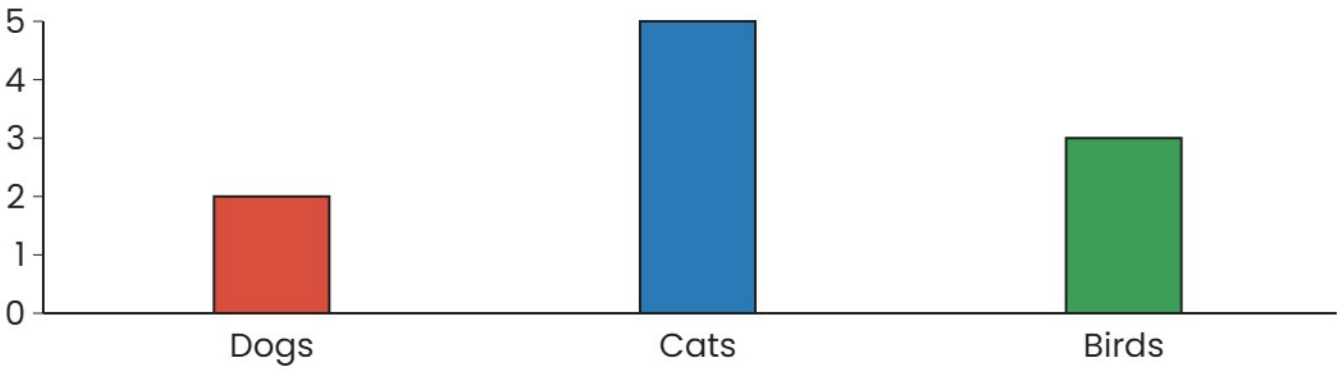

3 **How many in all?**

Apples



Bananas



Oranges



Math Practice - Grade 2

M10 Data: line plots, picture graphs, bar graphs

M10 2.MD.D.9, 2.MD.D.10

Name: _____ Date: _____

Read the graph. Answer the question.

1 **How many pencils are there in all?**



2 **How many in all?**

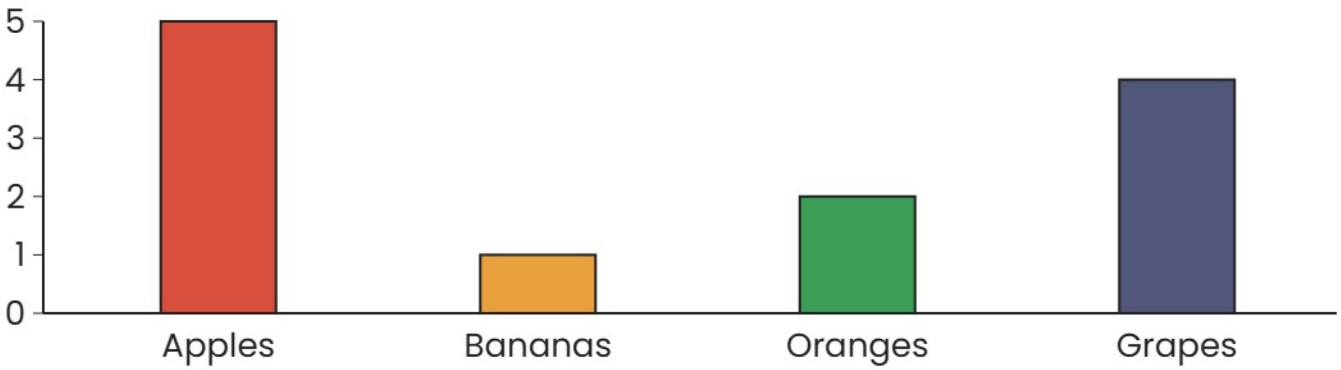

3 **How many more Cats than Dogs?**

